

The background of the entire page is a photograph of a serene lake scene. In the foreground, a wooden observation tower with a gabled roof stands on a small island. A small boat is visible on the water to the right. The far shore is lined with a dense forest of tall evergreen trees under a clear, light blue sky.

**Island Park
Scout Camp
Leader's Planning Guide
2024**



WELCOME TO CAMP...

Dear Scouting Volunteer,


We are excited to welcome you to Island Park Scout Camp this summer. Scout Camp is an incredible opportunity for our youth, especially this time when so many have not had outdoor experiences. Some of the fondest memories of my youth are the weeks I spend at Scout camp. What a great way to help Scouts build character, develop values, and receive critical lessons.

We want to help you have a successful summer and have worked to provide you with the resources you need to plan effectively. This guidebook has been extensively redone to give you accurate and helpful information about our camp. Use it to help your Senior Patrol leader grow as he or she learns to lead this summer.

Scouting is fun, exciting, and full of adventure. Scout camp is truly one of the most exciting and adventurous things we do in Scouting. We hope that each youth and leader who participates in Scouting and in summer camp will have many adventures and that those adventures will continue throughout their lives, helping them grow and become better. Beginning your camp preparations now will help prepare each Scout in your troop to have a tremendous adventure this summer.

Thank you for your contribution to the Scouting program. We look forward to seeing you this summer.

Your Friend in Scouting,


Clarke Farrer
Scout Executive
Grant Teton Council

Are you ready for an unforgettable adventure? A great experience at Scout camp doesn't happen automatically, it requires planning. Using resources provided by the Boy Scouts of America and by Island Park Scout Camp, your patrol leaders' council (supported by your Scoutmasters and troop committee) can prepare beforehand to meet the needs of youth within your troop to have a great experience at Scout camp!

It is also the purpose of BSA to provide for youth an effective program designed to build desirable qualities of character, to train them in the responsibilities of participating citizenship, and to develop in them personal fitness, thus to help in the development of American citizens who have a high degree of self-reliance as evidenced in such qualities as initiative, courage, and resourcefulness.

This guidebook will help your troop prepare for summer camp. The camp offers several excellent program resources to troops, all of which are outlined in this guidebook. Island Park Scout Camp uses a flexible program schedule to allow you the flexibility over your daytime activities. We have provided a revised schedule for planning your troop's merit badge classes. Worksheets are provided for the youth to help them decide what they want to do. Once your troop has decided on their schedule, you will then lock in the class schedule through the Council Service Center.

We hope you have a great time at Scout camp this coming year helping the youth of your unit make lasting memories and have a very positive camping experience. We look forward to meeting you all and having a great camp season.

Yours in Scouting,


David Kirk
Camp Director

CAMP ACTIVITIES AND PROGRAM

Fees, Arrival, Departure

Camp Fees	4
Refund Policy	4
Camp Procedures – Check-in	5
Camp Procedures – Check-out	5

Camp Rules

Adult Leadership	6
Alcohol, Illegal Drugs, Tobacco, Vaping	6
Allergies	6
Animal Safety	6
Axes and Hatchets	6
Bicycles/ATVs	6
Buddy System	6
Camp Accommodations	6
Camp Dress Code	6
Campsite Inspections	6
Chainsaws	7
Courtesy	7
Duty to God	7
Ecology	7
Emergencies	7
Encounters with Bears	7
Fire Prevention	7
Firearms, Ammunition, and Weapons	7
Fireworks	7
First Aid	7
Fishing Regulations	7
Gambling	7
Health and Medical Record	7
Insurance	8
Knives	8
Liquid Fuels/Propane Storage	8
Lost and Found	8
Mail	8
Meals	8
Medication	8
Personal Hygiene	8
Pets	8
Pornography	8
Quiet Hours	8
Special Needs	8
Trading Post	9
Transportation	9
Vehicles in Camp	9
Visitors	9
Youth Leadership	9

Camp Schedule	10
----------------------------	----

Bear Safety Regulations/Procedures	11
---	----

Personal and Camp Gear	12
-------------------------------------	----

Camp Planning

Keys to Successful Summer Camps	13
Backdating Your Camp Planning	13

Camp Staff and Gatherings

Campsites and Camp Staff	15
Commissioner Service	15
Flag Ceremonies	15
Senior Patrol Leaders Council	15
Troop Friends	15
Scoutmaster Meetings	15

About Camp, Programs, and Activities

About Island Park	16
Aquatics/Sailing/Mile Swim	16
Branding	16
BSA Lifeguard Certification	16
Campfires	16
Colter's Run	16
C.O.P.E.	16
Handicraft	16
Honor Trail	16
Honor Troop	16
Mountain Man Award	16
Mountain Man Rendezvous	17
Mountain Man Trail	17
Nature Area	17
Order of the Arrow	17
Paddle-boarding	17
Patch Trading	17
Plew Trail	17
Polar Bear Plunge	17
Scoutcraft Area	17
Scoutmaster Opportunities	17
Service Projects	17
Shooting Sports	17
Snorkeling	17
Trail to Eagle	17
Warm River Rendezvous	17
Word About the Weather	17

Merit Badges

Table of Merit Badges Offered	19
Merit Badge Instruction Requirement Details	20
Merit Badge Schedule	22
Merit Badge Top 10 Sheet	23
MB Troop Worksheet	24

Resources	25
------------------------	----

Appendix	26
-----------------------	----

Camp T-Shirt Order Form Campsite
Reservation Form - 2025
Health Forms (Parts A, B, C)
OA Election Form
Refund Request Form
Special Needs Form
Troop Attendance Roster
Island Park Scout Camp Map
Directions to Island Park Scout Camp

FEES, ARRIVAL, DEPARTURE

Camp Fees

Island Park had such a great season last year, because of proximity to Yellowstone Park and the outstanding program offered we have attracted units from all over the country. For us to continue to provide a stellar program with amazing staff and phenomenal food we have made the decision to increase our fees this next season. With that being said we have also come up with an amazing incentive program to help scouts offset this increase called the New Scout Discount!

For every youth that brings a friend to register as a new Scout from January 2024, and brings the new Scout to camp, the recruiter Scout and the recruited Scout will each get \$25.00 discount toward registration fees at camp. They will also be able to receive the Early Bird Discount if registered and paid in full on time. There is no limit to bringing New Scouts into this great organization. Every new Scout recruited after the first one, the recruiter will receive \$10.00 discount to their registration.

Island Park has a Central Dining Area and registration fees include meals

	Deposit	\$200
Early-Bird Registration¹ (Paid in full by May 15, 2024)	Youth Participant	\$265
	Out of Council Participant	\$280
	Returning Out of Council Participant ²	\$265
Standard Registration Paid in full by June 14th, 2024	Leader ³	\$135
	Youth Participant	\$275
	Out of Council Participant	\$290
	2022 Returning Out of Council Participant	\$275
Late Registration Paid in full after June 14th, 2024	Youth Participant	\$285
	Out of Council Participant	\$300
	2023 Returning Out of Council Participant	\$285
	Leader	\$145
Misc. Registration Fees	Adult Daily Fee	\$30
	Youth Daily Fee	\$65
	Guest Meals	\$7

¹Units will be eligible for a \$10 discount per youth if units REGISTER and PAY a \$200 per campsite deposit prior to **April 1, 2024**. Deposits are nonrefundable. In order to keep the Early Bird Discount, all registration fees must be paid in full no later than **May 15, 2024**. Additional youth or adult registrations not paid in full after the May 15 deadline will be charged at the full fee.

²For the special price of "Returning Out-of-Council Youth", the unit must have attended a Grand Teton Council summer camp in 2022.

³A unit who brings at least eight youth **AND** one leader who stays the entire week will be eligible for one free adult registration.

⁴A late fee of \$10.00 will be added to each standard registration if paid after the June 15th deadline.

Refund Policy

A \$200 non-refundable deposit is required to reserve a campsite. This fee will be used towards registration fees. Any excess registration fees will be deposited into your unit's account (**in Council only**) or a check can be issued to your chartered organization.

All camp fees are due by June 14th 2024. Other than the \$200 deposit, all other camp fees may be refundable up to two weeks prior to the start of the troop's assigned week at camp.

Fee refund requests within two weeks of the troop's assigned week of camp will only be granted in cases of verifiable, major medical emergencies and with the approval of the camp director and the Grand Teton Council Scout Executive.

A refund request form (see Appendix) must be completed and submitted by mail to:

Grand Teton Council Service Center
3910 S. Yellowstone Highway
Idaho Falls, ID 83402



Arrival (Check-in)

Check-in and registration on Monday and will begin at 8:00 a.m. and ends at 11:00 a.m. An early arrival will give more time for setting up camp. A late arrival may cost the youth program time that first day.

Upon arrival, the youth will need to grab their swim suits and towel from their gear. At their assigned time, the troop will perform their swim checks at the waterfront. After swim checks, the troop will go to their campsite to unload and set up camp. Lunch will be served at 11:30 a.m.

Registration and check-in will take place at the lodge. The Scoutmaster is responsible for check-in and should have the following ready upon arrival (all forms are found in the Appendix):

- Official BSA Health and Medical Record forms (A, B & C) for every person attending.
- A troop Attendance Roster.
- Receipts for fee payments made prior to camp and method of payment for outstanding fees.
- 2025 Campsite Reservation Form, if desired.
- Notification of any member of your unit using prescription medication.

Please note that the camp does not provide services to troops who arrive prior to the Monday 8:00 a.m. check-in. This includes dining services, waterfront, and program area access.

Departure (Check-Out)

Troops that plan to leave early should notify the Camp Director so that all paperwork, including merit badge worksheets, will be ready in time.

Please note that all pioneering projects except the campsite gateway must be disassembled and removed on Friday. Poles and unused twine should be returned to the Ranger. Trash should be placed in the proper dumpster.

A continental breakfast will be served on Saturday from 7:30 to 10:00 a.m. at the Central Dining Area. Troops should be checked-out and vacate their campsites by 9:00 a.m.

The following checklist will help troops in the check-out process:

- If not already completed, submit a Campsite Reservation Form for the following year.
- Clean the campsite.
- Complete final campsite inspection with troop friend.
- Scoutmaster and senior patrol leader complete and submit camp evaluations.
- Pick up the Troop Exit Packet:
 - Final Camp Fees Receipt
 - Camp copies of health forms
 - Camp patches (1 per person)
 - Merit badge progress sheets and blue cards
 - Other memorabilia



CAMP RULES AND INFORMATION

Everyone at Island Park Scout Camp is expected to speak and act in accordance with the Scout Oath and Scout Law. In addition to the guiding principles found in the Scout Oath and Law, the following policies have been developed in accordance with the policies of the Boy Scouts of America and/or the laws of our state and country.

Adult Leadership

The role of adult leaders at summer camp is very important. In planning, supervising, teaching, and participating, their influence and support is critical. Two registered adult leaders 21 years of age or over are required at all Scouting activities, including meetings. There must be a registered female adult leader 21 years of age or over in every unit serving females. Notwithstanding the minimum leader requirements, age- and program appropriate supervision must always be provided.

Adult leadership is required at all times at camp including on hikes and other outings away from camp property. All adult leaders, including temporary leaders, are required to complete Youth Protection Training and Hazardous Weather Training prior to coming to camp. True Youth Protection can be achieved only through the focused commitment of everyone in Scouting. Whenever a troop or individual arrives at or departs from camp, an adult leader must complete the check-in or check-out process.

Alcohol • Illegal Drugs • Tobacco • Vaping

Island Park Scout Camp is an alcohol-, illegal drug-, tobacco-, and vaping-free camp. The Boy Scouts of America prohibits alcoholic beverages at youth events and on BSA properties. This applies to properties surrounding BSA camps where program events for youth are offered. Youth members of the BSA are not permitted to use tobacco in any form. Adults are only permitted to use tobacco in designated areas away from Scouts and camp activities. Contact the Camp Director about these designated areas.

Allergies

Scouts and leaders with allergies of any kind need to notify camp leadership by using the Special Needs Form found in the Appendix.

Animal Safety

Our camp is in bear/skunk/moose/deer/etc. country. Safety training will be provided at camp. Please read the bear policy page for details. (PG 11)

Axes • Hatchets

Axes and hatchets are approved for use at camp in designated ax yards only. These tools should not be used to cut, chop, carve, or otherwise harm living trees. All use of cutting tools should adhere to the principles of Outdoor Ethics and the Outdoor Code.

Bicycles & ATVs

ATVs and motorcycles are not permitted without Camp Director permission. Bicycles may be used at Island Park Scout Camp on the service roads, NOT ON TRAILS. Helmets MUST be worn.

Buddy System

All Scouts are expected and required to use the buddy system at camp.

Campsite Accommodations

Small Units may need to share campsites with other groups.

Camp Dress Code

The official BSA uniform is always appropriate attire for camp and should be worn to flag ceremonies. Camp/Troop t-shirts are also appropriate camp attire and are available for purchase in the trading post. Camp/Troop t-shirts should be worn with official Scout pants/shorts, if available. Camp/Troop t-shirts are recommended alternatives to the field uniform during service projects.

Camp Inspections

Campsite inspections will be conducted daily by your Senior Patrol Leader and a camp commissioner. Inspections ensure that campsites are kept safe and maintained in accordance with Outdoor Ethics principles. Results will be posted daily on the campsite's bulletin board.

More information is available at the camp leaders meeting April 25, 2024, at 7:00 p.m. at the Idaho Falls Service Center. Leaders will be able to sign up for the 2025 camp season.



Chainsaws

The use of chainsaws, even to fall dead trees, may only be authorized by the Camp Director or Camp Ranger and only for trained adults using proper protective gear. Chainsaw usage should be considerate of other campers.

Courtesy

The campsite is your troop home while at camp. Your Camp Friend and Commissioner are there to assist you, if necessary but the Troop's conduct while in the site will be the unit adult's responsibility. Please instruct your Scouts to respect the other Scouts and troop campsites. Do not enter them unless invited. Control noise, respect quiet hours, and leave other people's personal property alone.

Duty to God

The Boy Scouts of America is an all-denominational organization, which encourages each member to actively participate in his/her religious beliefs and responsibilities. Please let your Scouts know they should feel free to pray as they have been taught and remind them of the importance of showing respect of other's forms and traditions. Island Park Scout Camp does have a "Scout is Reverent" patch that can be earned at camp and purchased at the Trading Post.

Ecology

Animal Conservation: Please make certain that all troop members understand the delicate balance of plant and animal life in the wilderness. Everyone should do their best to ensure that no animals are fed, molested or killed. This applies to aquatic as well as land life.

Vegetation Conservation: The vegetative life in this high mountain ecosystem is very fragile. Please make every effort to stay on trails. Do not pick flowers or collect specimens. When gathering firewood, collect only dead and down wood. Never cut down a tree, dead or alive. **Please do all you can to prevent name carving, ax and knife hacking, and other acts that damage the trees.** When hanging hammocks, use 1-inch wide or wider flat strapping material.

Emergencies

If there is an emergency at camp, the emergency siren/horn will sound. Scouts and leaders are to return to their individual camps immediately. Leaders are to make sure each Scout and leader is accounted for. Each campsite will be notified how to proceed. In the event of an emergency at home, parents may call the Grand Teton Council during regular business hours (Monday through Friday, 9:00 a.m. to 5:00 p.m.) at (208) 522-5155. After hours, they should call David Kirk, Camp Director, at (208) 559-4458.

Encounters with Bears

Please see the Bear Safety Regulations and Procedures and the Bear Guard Plan. (PG 11)

Fire Prevention

The smallest spark is a deadly threat to wildlife and campers. All fires must be confined to the designated fire pits in each campsite. **Campfires must not be left unattended.** Each unit should prepare a unit fireguard plan. No flames are permitted in tents, this includes propane lanterns and heaters. Each unit should take seriously its responsibility to fire safety.

Firearms • Ammunition • Weapons

Adults and youth are prohibited from having firearms, ammunition, or other weapons in their personal possession on Island Park Scout Camp property. If found, they will be confiscated by the camp director, safely secured, and returned at check-out.

Fireworks

The use of fireworks is banned on camp property.

First Aid

First aid is available in camp from several staff members trained in advance first aid. Medical needs beyond first aid will be referred to Island Park Medical Clinic, Madison Memorial Hospital, Eastern Idaho Regional Medical Center or Idaho Falls Community Hospital.

Fishing Regulations

Idaho Fishing licenses are not required for our private lake that is stocked with fish. However, an Island Park Scout Camp fishing license is required and can be purchased at the Trading Post for \$5.00.

Gambling

Gambling in any form is prohibited at camp.

Health & Medical Record

The Boy Scouts of America requires every person at camp — including day visitors — to submit parts A and B of the Health and Medical Record at check-in. No one may be in camp without this form. Additionally, anyone staying in camp longer than 72 hours must also submit a record of a physical completed within the past 12 months by a certified and licensed health care provider (part C). **To facilitate the check-in process, troops are encouraged to submit copies of health forms to the Grand Teton Council Service Center two weeks prior to arriving at camp.**

Any health forms not submitted prior to camp must be submitted at check-in. The camp health officer cannot conduct physicals at camp. Health forms are returned when units check out of camp. Members of the Christian Science faith must provide the camp with a written letter from a practitioner.

Insurance

Each troop is required to carry adequate and proper liability insurance. Please prepare to verify that each camper is protected with insurance – ensure that policy numbers are listed on each medical form.

Knives

At Island Park Scout Camp folding pocketknives are preferred over fixed-blade knives. “A sharp pocketknife with a can opener... is an invaluable backcountry tool. Keep it clean, sharp, and handy. Avoid large sheath knives. They are heavy and awkward to carry, and unnecessary for most camp chores except for cleaning fish” (Guide to Safe Scouting). As a general rule, most everyday knives with a blade up to approximately 4 inches in length will be acceptable for use. Folding knives with a quality blade lock are preferred. Multi-tools are excellent tools at camp. Check with the Camp Director if you have questions about a particular knife.

Liquid Fuel/Propane Equipment and Storage

The use of propane/gas stoves and lanterns is permitted under the close supervision of a knowledgeable adult. Extra liquid fuels should be stored in an approved safe location at camp. Contact Camp Director or Camp Ranger.

Lost & Found

The lost and found is located outside the business office. Unclaimed items will be taken to the Idaho Falls Service Center and donated to charity after August 31.

Mail

Parents are encouraged to write letters to their youth at camp and campers are welcome to write to their families while at camp. Stamps and postcards are available at the Trading Post. Outgoing mail should be taken to the Trading Post. Incoming mail will be delivered to campsites by staff members. Island Park Scout Camp address is as follows:

Scout's Name and Troop Number
Island Park Scout Camp
General Delivery
Island Park, ID 83429

Meals

All meals at Island Park Scout Camp are provided through our Central Dining Area. Dishes and Cutlery are provided so you won't need to bring your own. You are still welcome to cook special treats or snacks at your own campsite, if so desired. Those with special

dietary needs should notify the Grand Teton Council Service Center in writing at least two weeks prior to arriving at camp. Additional questions about meals should be directed to the Camp Director.

Medication

Idaho State Law prohibits our medical officers from holding or administering prescription medication. Any prescriptions should be given to the Scout Leader. We can provide refrigeration for medication, if needed.

Personal Hygiene

A Scout is clean. Island Park Scout Camp has hot-water showers and toilet facilities available to youth and adults at designated locations. Each Scout who attends camp is expected to wash their hands after using bathroom facilities and before meals. Scouts are expected to shower regularly throughout the week and after swimming in the lake. Troops are asked to assist in keeping the shower and restroom facilities clean and sanitary.

Campwide Shower Schedule				
Time	Central Shower	Women Trailer	South Shower	Sudweeks Showers
5 am - 6:15 am	Available for:	Available for:	Adult Female	Available for:
6:15 am - 7 am	Youth	Youth	Youth Male	Adults
7 am - 8:15 am	Males	Females	Adult Male	and
8:15 am - 9 am	ONLY!!!	ONLY!!!	Youth Female	Staff
9 am - 11 am			Adult Female	ONLY!!!
11 am - 2 pm	Available for:	Available for:	Youth Male	Available for:
2 pm - 4 pm	Youth	Youth	Adult Male	Adults
4 pm - 7 pm	Males	Females	Youth Female	and
7 pm - 10 pm	ONLY!!!	ONLY!!!	Youth Male	Staff
10 pm - 5 am			Adult Male	ONLY!!!
			Two Family Showers are available at all times for everyone	

Pets

Pets are not permitted in camp, including visitor pets, with the exception of leashed medical support animals. Pets are a threat to wildlife and are in danger themselves.

Pornography

Pornography and other suggestive images are prohibited at and are grounds for dismissal from camp.

Quiet Hours

We are required to provide all campers with at least eight hours of quiet time. So, between 10:00 p.m. and 6:00 a.m. each day, we ask that you enforce this quiet period.

Special Needs

The Boy Scouts of America respects the desire of all youth who are willing to abide by the membership standards to participate in our programs. Island Park Scout Camp staff are committed to delivering camp programs to individuals with special needs. In order to prepare to do this, parents of special needs Scouts

should submit a C-Special Needs form to the Grand Teton Council Service Center before June 1. Those out of Council should fax a copy of the Adapted Requirements form to Grand Teton Council Service Center before June 1. The fax number is 208-522-5158.

Trading Post

The camp Trading Post will stock materials for merit badges, basic camping gear, drinks/snacks, camp memorabilia, and other items. They will accept cash, check, and/or debit/credit cards. On average, Scouts spend around \$50-\$75 per week. If you would like to pre-order camp T-shirts please submit the camp t-shirt order form found in the appendix.

Transportation

Scouts are not permitted in the beds of trucks or trailers. Drivers transporting Scouts must be licensed and at least 18 years old. All Scouts must use seat belts.

Vehicles in Camp

Only one vehicle will be permitted in each campsite at check in. Please consolidate gear before arrival. No vehicles are allowed Monday afternoon to Friday afternoon. Trailers should be in your campsite and off the road.

Visitors

Visitors are welcome any time but must check in at the office upon arrival. Visitors are welcome to join their troops at mealtime. However, the troop is responsible for notifying the cook that they will have visitors attending with them and for gathering funds to pay the meal fee, \$7.00 per meal, payable at the Camp Office.

Youth Leadership

Please select a Senior Patrol Leader (SPL) before camp and allow them to lead the pre-camp preparations.



CAMP SCHEDULE

Week at a Glance						
Time	Monday	Tuesday	Wednesday	Thursday	Friday	Saturday
6:30	POLAR BEAR PLUNGE (6:30)					
7:00	STAFF FLAG CEREMONY (7:00)					
7:30	BREAKFAST (7:15)					CHECK OUT & CONTINENTAL BREAKFAST (7:30-10:00)
8:00	COMMISSIONER AREA FLAG CEREMONY (8:30)					
8:30	GATES OPEN & CHECK-IN (8:00) SWIM CHECKS	PROGRAM TIME (9:00-12:00)				
9:00						
9:30						
10:00						
10:30	LUNCH (11:15)	SM MEETING (11:30)		SM MEETING (11:30)		
11:00						
11:30						
12:00						
12:30	LUNCH (12:30)					
1:00	EMERGENCY DRILL					
1:30	CAMP TOUR (1:15)	SPL MEETING (1:30)				
2:00	PROGRAM TIME (2:00-5:00)				MOUNTIAN MAN RENDEVOUS (1:45)	
2:30						
3:00	SM MEETING (3:00)	SM OLD PEOPLE GAMES (3:00)	SM HURL THE SQUIRREL (3:00)	SM DUTCH OVEN COOKOFF (3:00)		
3:30						
4:00						
4:30	STAFF CLOSING FLAG CEREMONY (5:15)				CANOE SWAMP (5:00)	
5:00	DINNER (5:30)				DINNER (5:45)	
5:30						
6:00	Comm. Closing Flags (6:45)		Comm. Closing Flags (6:45)			
6:30	CAMPWIDE FLAGS & OPENING CEREMONY (7:30)	TROOP NIGHT NIGHT HIKES TRADOREE (7:00)	COMM CAMPFIRES (7:30)	TROOP NIGHT (7:00)	CAMPWIDE FLAGS & CLOSING CAMPFIRE (7:30)	
7:00						
7:30			HONOR TRAIL (8:30)	ORDER OF THE ARROW (8:45)		
8:00						
8:30	QUIET TIME (10:00)					
9:00	LIGHTS OUT (10:30)					
9:30						
10:00						
10:30						

BEAR SAFETY REGULATIONS / PROCEDURES

The area surrounding our camp is known to be frequented by Black Bear and Grizzly Bear. Your vigilance adhering to the following procedures will benefit all of camp now and in the future. Bears have a great memory and will return to an encountered food source within a week or two of that date the following year. If they've found nothing, there's no reason to come back, thus making camping safer for you and for future campers.

BEAR SAFETY DISCUSSION: Your troop friend and your commissioner will visit your campsite for a discussion on bear safety, recognition, and how to avoid encounters.

ATTRACTANTS: Keep all attractants in a secured area; i.e. all food items (snacks, candy, all drinks and soda pop), all toiletries (toothpaste, deodorant, bug repellent, lotions, any petroleum based products) gas, oil, household cleaners, and any other items with a scent that may cause a bear to become curious.

GARBAGE AND BEAR-RESISTANT DUMPSTERS: IGBC approved dumpsters are located in camp. When using these dumpsters ensure that the latches are firmly engaged. Uncontained garbage bags, open garbage cans or other receptacles are prohibited. All garbage including food waste must be removed from your campsite immediately and always prior to bedtime. If you have leftovers from your meal, it is considered garbage, and should be taken to the dumpster for disposal. Do not store food such as milk, soda pop or other attractants in the creeks or streams. Do not dispose of food or drink in the bushes, in fire pits or on the ground as it is a bear attractant.

TENTS AND SLEEPING AREAS: No attractants should be allowed in tents or sleeping areas. Leaders should check tents, sleeping bags, and sleeping areas each night to ensure that food or other attractants are taken out of tents.

DISH WASHING AND GRAY WATER DISPOSAL: Dish water will be strained then disposed. Strained food particles are to be discarded in garbage bags and then disposed of in the dumpsters. Straining cloths are to be secured in your bear boxes when not in use.

EATING AREAS: These areas need to be cleaned so that all tables and equipment are not bear attractants. This includes substances like micro trash, drink spills, chip crumbs, ketchup and mustard spills, etc. are cleaned after each meal. While these may not lead to a food reward to the bear, the smells can attract bears to the camps leading to other bear problems.

CAMP COMMISSIONERS: Your camp commissioner will inspect your campsite each day to help you with questions and compliance to these important procedures. Your camp friend will also visit your campsite several times each day. You will use the "Bear Guard Plan" (a self-evaluation tool) to help you be prepared for your daily inspections.

BEAR SIGHTINGS: If a bear is sighted, the camp director must be informed immediately. Do not engage a bear. If a bear reward (eats human food or other problem) occurs, remove the attractant if safe to do so and follow the identified notification protocol. Forest Service and Fish & Game will work with the camp to assess how to address the bear.

SAFETY: Never do anything to entice or invite a bear into your campsite, and especially not into your tent. Never provoke a bear to act aggressively. Do not throw rocks or any objects at the bear, use camera flash, approach, or go close to a bear. A mother with cubs is very protective and easily provoked. Give all bears a wide berth (minimum 300 feet).

COMPLIANCE: The Grand Teton Council reserves the right to dismiss any individual or group that does not comply with these regulations.

PERSONAL/CAMP GEAR

The following list is not all inclusive but has been gathered from various Scouts, BSA Handbooks. Overnight gear, outdoor essentials, and appropriate clothing are the heart of camping equipment. Carry a light load of only what you need to keep yourself safe and make a good camp; leave all unnecessary items at home. Remember you are at camp for a week. Please plan accordingly.

Overnight Camping Gear

- Scouts, BSA Handbook
- Backpack with rain cover
- Sleeping bag or two-three blankets
- Sleeping pad
- Ground cloth

Clothing for the Season

- Official BSA Uniform
(shirt, neckerchief, pants, belt, socks)
- Short-sleeve shirts
- T-Shirts
- Hiking Shorts
- Long pants
- Underwear
- Socks(extra)
- Hat
- Pajamas or sleepwear
- Sweater or warm jacket
- Hiking boots or sturdy shoes
- Spare pair of shoes
- Bandannas
- Rain jacket/poncho

Personal Hygiene Kit

- Soap
- Shampoo/Conditioner
- Toothbrush
- Toothpaste
- Dental floss
- Comb/Brush
- Deodorant
- Hand sanitizer
- Feminine Hygiene Products
- Shaving Kit (if needed)
- Wash Cloth
- Bath Towel

Outdoor Essentials

- Pocketknife
- First aid kit
- Water bottle filled with water at camp
- Flashlight/Lantern
- Matches and fire starters
- Sun protection
- Compass
- Insect Repellant

Personal Extras (Optional)

- Watch
- Notebook or binder with paper
- Pencil or pen
- Sunglasses
- Small musical instrument
- Swimsuit
- Water shoes
- Gloves
- Baseball cap/Beanie
- Twine/Rope

Troop Camp Gear

- A patrol box with the following:
 - Fire building materials
 - Water containers
 - Twine/Rope
 - Patrol first aid kit
- Ground cloth
- Tarps
- Tents
- Lanterns
- Hand tools including a shovel
- U.S. and patrol flags
- Axe and hatchet
- 5-gallon bucket (several)
- Cooking gear if you plan to cook

CAMP PLANNING

Keys to successful summer camps

The following are three keys to successful summer camp planning:

1. Include all members of the troop early in the planning process. Find out which merit badges and other activities troop members want or need to complete. Use the merit badge table on page 19 in making your decisions.
2. Hold a camp promotion meeting for your Scouts and their parents. During this meeting, review the gear and equipment list for individuals, including any specialized gear needed for extra activities. Present an overview of advancement opportunities and prerequisite work, if any, required for certain merit badges. Share information about the cost of camp, the troop's scheduled dates of attendance, how to contact the troop in an emergency, and anything else that parents will need to support their child in a successful summer camp experience.
3. Don't forget to include all new Scouts coming into the troop before camp starts.

Backdating your camp planning

Use these guidelines to backdate your camp preparations. In the month of April:

APRIL						
S	M	T	W	T	F	S
	1	2	3	4	5	6
7	8	9	10	11	12	13
14	15	16	17	18	19	20
21	22	23	24	25	26	27
28	29	30				

- ◆ Secure camp leadership. Who is coming?
Patrol Leaders- or their replacement
Senior Patrol Leader - or replacement
Adult Leaders. You must ALWAYS have 2 registered leaders with one at least 21 year old.
- ◆ Attend the Pre-Camp Leader's Meeting on **April 25, 2024, at 7:00 p.m.** at the Grand Teton Council Service Centers in Idaho Falls and via Zoom. At this meeting, leaders learn about last-minute revisions to camp plans and are able to reserve a campsite for the next year's camp season.

In the month of May:

- ◆ Start collecting registration fees and, if desired, money for camp t-shirts. The early bird fee PAY-IN-FULL deadline is May 15, 2024.
Regular Pay in Full Date is June 14th.
Details are found on page 4.
- ◆ Distribute Health and Medical Records (see the Appendix). Remind them about the requirement for the physical. Make a camp copy for the Council Service Center and keep a copy in your troop records. It is advisable to send in a camp copy to the Scout Office two weeks prior to your week at camp

MAY						
S	M	T	W	T	F	S
			1	2	3	4
5	6	7	8	9	10	11
12	13	14	15	16	17	18
19	20	21	22	23	24	25
26	27	28	29	28		

- ◆ Gather remaining camp fees, outstanding health forms, sizes/money for the t-shirt order form (see the Appendix) and submit them to the Council Service Center. **Remember, submit the camp copy of each health form 2 weeks prior to camp.**

Three weeks before camp:

- ◆ Submit any registration fees and camp copies of the health forms gathered since May.
- ◆ Double check the BSA registration status of members of your troop. Troop leaders can verify membership status using the unit roster available on my.scouting.org or by calling the Council registrar at (208) 522-5155. Out-of-council troops contact your local Council office for registration status.
- ◆ If anyone has backed out of the camp contingent for medical reasons, submit a Refund Request Form to the camp director at check-in (see the Appendix).

One week before camp:

JUNE						
S	M	T	W	T	F	S
						1
2	3	4	5	6	7	8
9	10	11	12	13	14	15
16	17	18	19	20	21	22
23	24	25	26	27	28	29

- ◆ Submit all Paperwork to the Council Office
- ◆ Finalize transportation plans.
- ◆ Review your camp roster to ensure everyone in the troop have been invited to attend.
- ◆ Conduct a gear inspection for both personal and troop equipment (see page 10).
- ◆ Ensure that all merit badge homework (prerequisite work) for camp is packed and ready to go
- ◆ Review camp rules and policies one more time (See pages 6-9).
- ◆ Gather camp copies of health forms submitted last minute and put them with the troop roster. **Note:** Scoutmasters, it is a good idea to take a copy of each health form with you to camp. If any camp copies of health forms were not actually submitted previously or were inadvertently lost, the copied form will ensure that everyone in the troop can stay at camp.

The day before camp:

JULY						
S	M	T	W	T	F	S
					1	2
3	4	5	6	7	8	9
10	11	12	13	14	15	16
17	18	19	20	21	22	23
24	25	26	27	28	29	30

- ◆ Gather personal and troop gear and load into trailers/vehicles.
- ◆ Label medication with the name of the person taking the medication and their troop number. Keep medications in their original containers.
- ◆ Send parents a final reminder about how to contact their youth in the event of an emergency and return travel plans and pick up time.

The morning of camp:

- ◆ Arrive (but not before) to camp as close to 8:00 a.m. as possible.
- ◆ Direct your Scouts to take their swim suits out of their gear when the troop begins the check-in process for swim checks. Each unit will be given designated times at check-in.



CAMP STAFF AND GATHERINGS

Campsites and Camp Staff

The heart of camp for each Scout is the troop campsite and the activities that troops carry out while using the campsite as their home base. The staff at Island Park Scout Camp are committed to supporting troop leadership as they deliver their camping plans to troop members. Camp staff will vary in age from 14 to adult. They are excited to serve the troops and enhance their experience at Island Park Scout Camp.

Commissioner Service

The camp commissioners are also responsible for helping troops succeed. They conduct flag ceremonies, other special events, and help troops address and resolve problems. Commissioners, along with each troop's Senior Patrol Leader, lead daily campsite inspections.

Flag Ceremonies

Troops are encouraged to display a United States flag and a troop or patrol flag in their campsites. Troops are also asked to participate in camp-wide & commissioner flag ceremonies. The official Scout uniform should be worn to all flag ceremonies.

Senior Patrol Leader's Council

Commissioners will hold regular council meetings with senior patrol leaders. These meetings take place Monday through Friday at 1:30 p.m. at the Lodge. During these meetings, commissioners schedule patrol and camp-wide activities. If the senior patrol leader is unable to attend on a given day, the assistant or another designee should attend in their place.

Troop Friends

A troop friend is a camp staff member that helps the troop connect with camp resources. Troop friends will visit troops daily.

Scoutmaster Meetings

Senior camp staff will hold regular meetings with Scoutmasters to review the schedule, provide supplemental training, and address concerns, issues, and/or problems that may arise.



ABOUT CAMP, PROGRAMS, AND ACTIVITIES

About Island Park

Island Park was named for its many natural clearings, some bounded by water, that appear in this otherwise heavily timbered area. These openings in the forest were likened to islands where travelers could stop and "park" to rest or otherwise transact their business. Island Park Scout Camp (IPSC) is a Scouts, BSA Camp located in Eastern Idaho near Yellowstone National Park. It is the temporary home of hundreds of Scouts and leaders each week for three weeks in July. IPSC is part of the Grand Teton Council of the Boy Scouts of America. Covered by volcanic gravel, there is a 50-year long conservation project underway in camp. The camp is very susceptible to vegetation damage, and we appreciate your help keeping it beautiful. The camp is built on 160 acres and was opened to Scouting in 1974. The physical address is 4355 Griffel Road, Island Park, Idaho.

Aquatics/Sailing/Mile Swim

Have a great time at the lake! Whether swimming, boating or sailing, the lake and waterfront area are perfect for cooling off from the heat of summer and to just have a fun, wet, and wild time in the water. Please sign up online to register for the Mile Swim Award

Branding

Put the Island Park Scout Camp brand on your hats, boots, leatherwork, mugs and other items.

BSA Lifeguard

For those wishing to work on a recognition for those who have successfully completed the course and demonstrated ability to perform each of the skills taught. This is available to youth age 15 and older and adult volunteers.

Campfires

Monday night's campfire will be conducted by the staff to welcome and entertain your troop. Our camp will hold a camp-wide campfire program on Friday night. Troops should prepare their skits and songs in advance and make sure they meet the standards according to the Scout Oath and Law. Please remember:

1. No illegal or forbidden activities
2. No portrayal of anyone in an unfavorable way
3. No use of water or toilet paper
4. No portrayal of death, killing or suicide
5. No portrayal or reference to bodily fluids or functions
6. No cross dressing
7. No bullying or mocking of others or their beliefs.

See your Commissioner with questions.

Island Park also holds campfires on Wednesday nights in each Commissioner area. The best skits and songs from this campfire will be included in the Friday evening campfire program. We strongly encourage families to attend the Friday evening campfire program. ALL VISITORS must check in at the Camp office upon arrival.

Colter's Run

Participate in John Colter's Escape. Run it as a relay with your troop or test your mettle by running it Iron man-style.

C.O.P.E.

(Challenging Outdoor Personal Experience)

High and Low COPE courses are exclusive to Island Park Scout Camp. Build your team skills on our Low COPE course, and then challenge your own skills on our High COPE ropes course. It is the very best in the Council.

Handicraft

The Handicraft area is located near the west end of the Simpson Building. All of the merit badges taught in this area will require a ticket purchased at the trading post. Tickets are for materials, activities, and/or other program opportunities. Each ticket costs \$3.00.

Honor Trail

This deeply meaningful experience will help Scouts reflect on the role of Scouting's values in their personal lives. All troops are encouraged to participate in this experience and leave the evening hour after the honor trail open for personal reflection and learning.

Honor Troop

Honor Troops are troops that exemplify Scout Spirit and that stand as model troops to others in camp. To help your troop become an Honor Troop, our commissioners will visit each troop to review the requirements and help you achieve this distinct honor.

Mountain Man Award

Work all week earning beads to decorate your Mountain Man Award. Collect 10 different beads to earn a special emblem.

Mountain Man Rendezvous

On Friday afternoon, participate in camp-wide games for fun and prizes. Show off your skills or learn new skills with your troop. You will also be able to make many new friends.

Nature Area

Located at and around the Simpson Nature Lodge, the nature area celebrates the great outdoors. This area always has something happening, whether it be a nature hike, a terrarium project, a plant and soil identification class, or a conservation project.

Order of The Arrow Call-Out Ceremony

The Order of the Arrow (OA) is the honor society in the Boy Scouts of America. In the Grand Teton Council the Shunkah Mahneetu Lodge services members of the OA. Membership in OA begins when a Scout's peers elect them for candidacy in the organization. A unit election form is included in the Appendix. OA elections will be held at your campsite by a member of the OA. This can be done on Tuesday evening or anytime before noon on Thursday.

Island Park Scout Camp will hold an OA call-out ceremony to recognize those who have been elected as OA candidates. A memorable Native American ceremony will honor those selected by their troops. All Scouts who are already OA members are invited to participate. Bring your OA sash and speak to your Commissioner when you arrive. Parents are welcome to attend. Because one lodge cannot conduct elections for another lodge, our camp may not call out those who are from out of council unless we receive a letter identifying those to be called out that is signed by the home lodge's Lodge Chief and Lodge Advisor. We must also receive a copy of the unit election form. Please secure these items before camp to allow your youth to be recognized during the week.

Paddle Boarding

Adults and scouts alike can enjoy time out on the lake while paddle boarding. Its a fun way to enjoy the water and gain water skills and confidence

Patch Trading

Trade your "furs" and "pelts" with other campers all week but especially starting Tuesday Night at 7:00 p.m. in the Lodge

Plew Trail

Learn what a mountain man's Plew is and what it is worth.

Polar Bear Plunge

Test your mettle and nerve by taking advantage of the brisk lake water. Meet at 6:30 a.m. on Tuesday, Wednesday, Thursday & Friday morning with others who are just as daring and take the "plunge." Those who took the early morning dip (EVERY MORNING) will be recognized at the Friday night campfire with a special patch.

Scoutcraft Area

The scoutcraft skills area teaches essential skills for outdoor living. From orienteering to building pioneering projects to mastering the art of wilderness survival, the outdoor skills area will offer something for everyone in your troop.

Scoutmaster Opportunities

Scoutmasters can participate in a number of activities, including: the Mountain Man Award, leader training, dutch oven cooking contests, trivia tests, and just about anything the Scouts are doing; mile swim, COPE, polar bear plunge, sailing, GPS, archery, and more. Specific activities for the Scoutmasters will be held at 3:00 p.m. Tuesday, Wednesday, and Thursday. Information will be provided at the Monday Scoutmasters Meeting.

Service Projects

All troops at Island Park Scout Camp are encouraged to participate in a service project at camp. The Camp Ranger will help troops plan and carry out the projects.

Shooting Sports

The shooting sports area is a popular place at Island Park Scout Camp. In this area, Scouts can try their hand at rifle shooting, shotgun shooting, and archery. The shooting sports area also teaches Scouts how to safely handle shooting equipment. Tickets are required to participate and are available **ONLY** at the Trading Post.

Snorkeling

Here is an opportunity to learn and become proficient in snorkeling skills and to snorkel safely. See the Waterfront Director for more information.

Trail to Eagle

Scouts interested in passing off various requirements for the Tenderfoot, Second Class, or First Class ranks, Island Park Scout Camp offers exposure to many of these necessary requirements. There is also a Trail to the Eagle advancement sheet like the merit badges, showing those areas that the Scout has accomplished. This will allow troop leadership to sign off these requirements.

Warm River Rendezvous

Canoe swamping fun and games. Get wet and get your friends wet but watch out for staff sharks!

Word About the Weather

The summer weather in Idaho's eastern mountain area can be unpredictable. Warm, sunny days, sudden thunderstorms, rainy, drizzly days, and even snow flurries, are all common during the summer at Island Park Scout Camp. Campers should be prepared with adequate clothing, sunscreen, insect repellent, rain clothing, and other means of staying warm and dry.

Merit Badges Offered

Please note any additional costs that may be associated with the merit badge.

Merit Badge	E	M	H	Prerequisites	Req. Done Individually	Information	Fee
Archery			✓	None	5- Shooting Time During Camp	An arrow kit will be available in the trading post. You will need at LEAST 2 sessions to complete this MB	\$3.00
Art	✓			None	Complete Art Work	Tickets for Art will be available for purchase at the Trading Post	\$3.00
Astronomy	✓			None		3 Hr viewing required REQ. 9:30 PM class on first clear night of the week THEN you attend Session D	N/A
Basketry		✓		None	Weave Square & Round Basket		\$3.00
Bird Study		✓		None		NEWTTHISYEAR!	N/A
Canoeing		✓		None	Swim Check	Scouts MUST be swimmers.	N/A
Chess		✓		None			N/A
Climbing		✓		None			N/A
Climbing - BOOK		✓		None			N/A
COPE			✓	None			N/A
Emergency Preparedness			✓	First Aid MB	1, 2C, 8B	Scouts will need paper and pen. Bring Personal and Troop First Aid Kit. Req. 2C & 8B not completed at camp	N/A
Environmental Science			✓	None		Scouts will need paper and pen.	N/A
Fingerprinting	✓			None			N/A
First Aid		✓		None		Scouts need to bring their own First Aid Kit. Scout will be assigned req. 5 at the end of session A	N/A
Fish & Wildlife Management		✓		None	5 - Bird Feeder Construction and Report		N/A
Fishing		✓		None	9 - Catch a Fish at Camp 10- Clean and Cook a Fish	Req. 9 & 10 will be done on scouts own time	N/A
Forestry		✓		None	5 - Written Report		N/A
Geocaching		✓		None			N/A
Geology	✓			None			N/A
Indian Lore	✓			None		Tickets for Indian Lore will be available for purchase at the Trading Post	\$3.00
Kayaking			✓	None	Swim Check	Scouts MUST be swimmers.	N/A
Leatherwork	✓			None		Tickets for Leatherwork will be available for purchase at the Trading Post	\$3.00
Lifesaving			✓	Swimming MB		Scouts should be in good physical condition before attempting this merit badge.	N/A
Mammal Study		✓		None			N/A
Mile Swim			✓			Open to Youth and Adults	N/A
Nature			✓				N/A
Orienteering			✓	None			N/A
Outdoor Ethics		✓		None	Replaced Leave No Trace		N/A
Paddleboarding	✓					Open to Youth and Adults	N/A
Pet Science	✓			1 & 4 care for a pet for 4 months			N/A
Pioneering			✓	None		Scouts should practice knots and splices before camp.	N/A
Plant Science		✓		Options 1 Agronomy 2 Horticulture			N/A
Reptile Study	✓			8 (A) or (B)			N/A
Rifle Shooting			✓	None	Shooting time During Camp	Cost is dependent on skill level. You will need at LEAST 2 sessions to complete this MB	\$3.00 / 20 Rounds
Rowing		✓		None		Scouts MUST be swimmers.	N/A
Shotgun Shooting			✓	Must be age 13+		Cost is dependent on skill level. Scouts must shoot at least 50 shells to earn this merit badge. You will need at LEAST 2 sessions to complete this MB	\$12.00/25 shells
Signs, Signals, and Codes			✓	None			N/A
Small-Boat Sailing		✓		None	Swim Check	Scouts MUST be swimmers. Sailing is dependent on wind speed	N/A
Snorkeling		✓		None		Open to Youth and Adults	N/A
Soil & Water Conservation		✓			2- Draw Soil Erosion 3- Draw 3 Erosion Control Practices 6- Draw Water Treatment		N/A
Swimming			✓	None		Bring a change of street clothing that can get wet.	N/A
Trail to the Eagle		✓		Scout Rank	Assemble First Aid Kit	Program introduces all of the requirements from Tenderfoot to First Class.	N/A
Weather		✓		9(A) OR 9(B)			N/A
Wilderness Survival			✓	5 (bring kit to camp)	Personal Survival Kit	Scouts should bring their survival kits to camp. This badge requires an overnight stay in a primitive shelter built at camp.	N/A
Wood Carving		✓		None		Scouts should bring their own carving knives. Tickets for Wood Carving will be available in the Trading Post	\$3.00
World Conservation Award		✓		Environmental Science Ctz. In the World, & EITHER Soil & Water Conservation OR Fish & Wildlife Management		Need 2 sessions of a Service Project	N/A

Merit Badge Instruction Requirement Details

Merit Badge	Hours	Class Limit	Prerequisites	Sessions	Req. Taught	Req. done Individually
Archery	3	16	None	A&B	1, 2,3,4,5	5 - Shooting Time During Camp
Art	3	12	None	A	1, 2, 3, 7	Complete art work
				B	4, 5, 6	
Astronomy	9	30	None	A	1, 2, 3, 5	Study of the Moon
				B	6, 7, 9	
				C	4, 5c(d), 7c, 8(b)	
				D	after observation, paperwork completion	
Basketry	3	10	None	A	1,2	Weave Square & round basket
				B	3	
Bird Study	6	15	None	A	1, 2, 3, 4	5 - Bird Field Guide
				B	6, 7, 8, 9, 10, 11	
Canoeing	4.5	25	None	A	1,2,3,4,5,6	2- Swim Check
				B	7,8,9	
Chess	3	12	None	A	1, 2, 3, 4	
				B	5,6	
Climbing	4.5	24	None	A	1,2,3,4,5,6,7,8,12	
				B	9,10,11	
COPE	1.5	12	None	A	ALL	
Emergency Preparedness	4.5	10	First Aid MB	A	2A, 2B, 3	1, 2C, 8B
				B	4,5,6,7	
				C	8A,9C and makeup	
Environmental Science	9	50	None	A	1,2,5,6	3C, 3E, 3G (report Written at Camp)
				B	3	
				C	4	
Fingerprinting	1.5	12	None	A	1, 2, 3, 4, 5	
First Aid	4.5	10	None	A	1,2,3,4,6	
				B	5,7,8,11,12	
				C	8,10,13,14	
Fish & Wildlife Management	3	15	None	A	1, 2, 3, 4, 6, 7, 8	5- Bird feeder construction and report
				B	5 - Service Project	
Fishing	1.5	15	None	A	1,2,3,4,5,6,7,8	9- Catcha fish at camp 10- Clean and cook a fish
Forestry	3	15	None	A	1, 2, 5	5- Written Report
				B	3, 4, 6, 7, 8	
Geocaching	4.5	10	None	A	1,2,3,4,5,6	
				B	7,8D,9	
				C	9 & Makeup	
Geology	1.5	15	None	A	1, 2, 3, 4, 5 (c)	
Indian Lore	4.5	12	None	A	1,2,3	
				B	4	
				C	5	
Kayaking	6	15	None	A	1,2,3,4	2- Swim Check
				B	5,6,7,8	
Leatherwork	4.5	15	None	A	1,2	
				B	3	
				C	4,5	
Lifesaving	9	25	Swimming MB	A	1,2,3,4,5,6	
				B	7,8,9,10,11,12	
				C	13,14,15,16,17	
Mammal Study	3	15	None	A	1, 2, 3, 4	
				B	5 - Service Project	

Merit Badge Instruction Requirement Details

Mile Swim	5	25		A		
Nature	3	15		A	1, 2, 3, 4(b, c, f)	
				B	4(g,h), 5, 6	
Orienteering	4.5	15	None	A	1,2,3,4,6	
				B	5,7,8,10	
				C	8,9	
Outdoor Ethics	1.5	15	None	A	All	
Paddleboarding	1.5	5		A	1, 2, 3, 4, 5, 6, 7, 8,9	
Pet Science	1.5	20	Care for a pet for 4 months	A	2, 3 (Proof of 1 & 4)	
Pioneering	4.5	10	None	A	1,2,3,4,5	
				B	6,7,8,9	
				C	10	
Plant Science	4.5	15		A	1, 2, 3, 4, 5, 6, 7	Field Botany
				B	8 Option 3 A-E	
				C	8 Option 3 A-E	
Reptile Study	1.5	20	8 (A) or (B)	A	1, 2, 3, 4, 5, 6, 7, 8, 9	Care for a retile for one month
Rifle Shooting	3	16	None	A&B	1,2	2- Shooting time during camp
Rowing	4.5	25	None	A	1,2,3	
				B	4,5,6	
				C	7,8,9	
Shotgun Shooting	3	8	Must be age 13+	A&B	1,2	2- Shooting time during camp
Signs, Signals, and Codes	4.5	10	None	A	1,2,3,4,5	
				B	6,7	
				C	8,9,10	
Small-Boat Sailing	6	25	None	A	1,2,3,4	2- Swim Check
				C	6	
Snorkeling	1.5	25	None	A	ALL	
Soil & Water Conservation	3	15	None	A	1, 2, 3, 4, 5, 6, 7(A)	7-Construction project
				B	7(F)	
Swimming	6	25	None	A	1,2,3,4	
				B	5,6,7,8	
Trail to the Eagle	6	20	Scout Rank	A	Flags, Citizenship	Assemble first aid kit
				B	Knots, Safe Swim, Compass	
				C	Water	
				D	Woods Tools	
Weather	3	15	9(A) OR 9(B)	A	1, 2, 3, 4, 5	
				B	6, 7, 8, 9, 10, 11	
Wilderness Survival	4.5	10	5 (bring kit to camp)	A	1,2,3,4,5,9,11,12	Personal Survival kit
				B	6,7,10	
				C	8	
Wood Carving	3	12	None	A	1,2,3	5, 6, 7 - Required carving time
				B	4,5,6,7	
World Conservation Award	1.5	20	MBs: ES, CIW, S&W OR F&W	A	Service	



Merit Badge Instruction Times

Area	Merit Badge	Sessions	Monday		Tuesday				Wednesday				Thursday				Friday		
			2:00	3:30	9:00	10:30	2:00	3:30	9:00	10:30	2:00	3:00	9:00	10:30	2:00	3:30	9:00	10:30	
Aquatics	Canoeing	AB			A				B				A				B		
	Kayaking	AB	A		A		B		B		A		B		A		B		
	Lifesaving	ABC	A				B				C				OPEN	OPEN			
	1/2 Mile Swim	Every Day	4:00 PM		8:30 AM				8:30 AM				8:00 AM					7:30 AM	
	Paddleboarding	A			A	A			A	A			A	A			A	A	
	Rowing	ABC			A	B			C	A			B	C			OPEN	OPEN	
	Small-Boat Sailing	AB	A	B	A	B	A	B	A	B	A	B	A	B	A	B			
	Small-Boat Sailing	C		C	C	C	C	C	C	C	C	C	C	C	C	C			
	Snorkeling	A	A	A			A	A			A	A			A	A			
	Swimming	AB	A				B				A				B				
Climbing	Climbing - BOOK	A	A	A					A	A									
	Climbing	B					B			B				B			B		
	COPE	A			A	A						A	A						
Handicraft	Art	AB	A	B			A	B			A	B			OPEN	OPEN			
	Basketry	AB			A	B			A	B			A	B			OPEN	OPEN	
	Chess	AB	A	B			A	B			A	B			A	B	OPEN	OPEN	
	Fingerprinting	A						A				A							
	Indian Lore	ABC			A	A			B	B			C	C			OPEN	OPEN	
	Leatherwork	ABC			A	A			B	B			C	C			OPEN	OPEN	
	Wood Carving	AB	A	B	A	B	A	B	A	B	A	B	A	B	A	B	OPEN	OPEN	
Nature	Astronomy	ABCD	A				B				C				C				
	Bird Study	AB			A				B				A				B		
	Environmental Science	ABC			A				B				C						
	Fish & Wildlife Management	AB			A				B				A				B		
	Forestry	AB	A	B			B	A			A	B			B	A			
	Geology	A	A				A					A				A			
	Mammal Study	AB			A				A				A				B		
	Nature	AB		A				B			A				B				
	Outdoor Ethics	A					A				A					A			
	Pet Science	A	A			A						A		A					
	Plant Science	ABC				A				B				C					
	Reptile Study	A					A			A						A			
	Soil & Water Conservation	AB				A			A					A			B	B	
	Trail to the Eagle	ABCD	A	B			B	D				C	C			D	A		
	Weather	AB		A				B				A				B			
	World Conservation Award	AB																A	A
Scoutcraft	Emergency Preparedness	ABC	A	A			B	B			C	C			A	B	C		
	First Aid	ABC	A	A	A	B	B	B	B	C	C	C	C	B	C	B	A	B	
	Fishing	A			A	A			A	A			A	A			Open		
	Geocaching	ABC	A	A			B	B			C	C			OPEN	OPEN			
	Orienteering	ABC			A	B			B	C			C	A			OPEN	OPEN	
	Pioneering	ABC	A	A	A	B	B	B	B	C	C	C	C	B	C	B	A	B	
	Signs, Signals, and Codes	ABC	A	A			B	B			C	C			OPEN	OPEN			
	Wilderness Survival	ABC			A	B			C	A			B	C			OPEN	OPEN	
Shooting Sport	Archery	AB	A&B	A&B	A&B	A&B	A&B	A&B	A&B	A&B	A&B	A&B	A&B	A&B	A&B	A&B	A&B	A&B	
	Rifle Shooting	B	AB	AB	A	A	AB	AB	AB	AB	AB	AB	A	A	AB	AB	AB	AB	
	Shotgun Shooting	A	A	A	B	B	A	A	A	A	A	A	B	B	A	A	A	A	

Merit Badge Class Top 10 Worksheet

Use this form to get the information from your scouts in order to enter them into the online system, or you can send to heather.branson@scouting.org. Schedules are entered on a first come first serve basis and are subject to availability and class size. We will do our best to accommodate everyones desired classes however some MB classes will fill quickly. **You will not get every class you list.** To help expedite this process please ensure that this form is completed legibly and in its entirety.

Name: _____

Email: _____

Troop No.: _____

Week No.: _____

Campsite: _____

Merit Badge / Class		Sessions Needed			
1		A	B	C	D
2		A	B	C	D
3		A	B	C	D
4		A	B	C	D
5		A	B	C	D
6		A	B	C	D
7		A	B	C	D
8		A	B	C	D
9		A	B	C	D
10		A	B	C	D

Please list any special considerations for this participant:

RESOURCES

Guide to Safe Scouting - <https://www.scouting.org/filestore/pdf/34416.pdf>

Guide to Advancement - <https://www.scouting.org/filestore/pdf/33088.pdf>

Consent Form - <https://www.scouting.org/filestore/pdf/19-673.pdf>

Health Form - https://www.scouting.org/filestore/HealthSafety/pdf/680-001_ABC.pdf

Youth Inspection Form – [https://filestore.scouting.org/filestore/pdf/510784\(19\)_Scouts_Uniform_Inspection_Sheet_WEB.pdf](https://filestore.scouting.org/filestore/pdf/510784(19)_Scouts_Uniform_Inspection_Sheet_WEB.pdf)

Adult Inspection Form - <https://www.scouting.org/filestore/pdf/34048.pdf>

Scouts, BSA Handbook

Boys - <https://www.scoutshop.org/scouts-bsa-handbook-14th-edition-648103.html>

Girls - <https://www.scoutshop.org/scouts-bsa-handbook-14th-edition-girls-648768.html>

Troop Leader Guides

Volume 1 - <https://www.scoutshop.org/bs-troop-leader-guide-vol-1-647785.html>

Volume 2 - <https://www.scoutshop.org/scouts-bsa-troop-leader-guidebook-volume-2-2929-654457.html>

Troop Leader Resources Links - <https://troopleader.scouting.org/links/>

Troop Leader Resources - <https://www.scouting.org/programs/scouts-bsa/troop-resources/>

BSA Fieldbook - <https://www.scoutshop.org/2014-bsa-fieldbook-coil-bound-619044.html>

Guide to Awards and Insignia - <https://www.scouting.org/resources/insignia-guide/>

Scouts BSA Rank Requirements –

<https://i9peu1ikn3a16vg4e45rqi17-wpengine.netdna-ssl.com/wp-content/uploads/2019/02/Scouts-BSA-Requirements-3321619.pdf>

Merit Badge Requirements - <https://www.scouting.org/scoutsourc/boyscouts/advancementandawards/meritbadges.aspx>



APPENDIX

Camp T-Shirt Order Form

Campsite Reservation Form - 2024

Health Forms (Parts A, B, C)

OA Election Form


Refund Request Form

Special Needs Form

Troop Attendance Roster

Island Park Scout Camp Map

Directions to Island Park Scout Camp



CAMP T-SHIRT ORDER FORM – 2024

(Please Print)

Use this form to order camp t-shirts for members of your patrol or troop. Attach a second copy of this form if you have a large troop. Please make checks payable to the Grand Teton Council or BSA. If you would like to pay for the phone with a credit card, please contact the Council Service Center at (208) 522-5155 between the hours of 9:00 a.m. and 5:00 p.m., Monday through Friday. T-shirts will be available at check-in at camp.

		\$10.00				\$12.00			
Name		SM	MD	LG	XL	2XL	3XL	4XL	Balance
1									
2									
3									
4									
5									
6									
7									
8									
9									
10									
11									
12									
13									
14									
15									
16									
17									
18									
19									
20									
		SM	MD	LG	XL	2XL	3XL	4XL	Balance
	Total Odered (on this form)								
	Totals from Additional Order Forms								
	TOTAL NUMBER OF T-Shirts								
						Sales Tax 6%			
						GRAND TOTAL			

Checks Payable to the Grand Teton Council

NOTE: Prices are subject to change pending vendor final costs.



GRAND TETON COUNCIL 2024 Scout Camp Registration

Your Organization Name: _____ Unit #: _____
 Main Contact First Name: _____ Last Name: _____
 EMAIL: _____ Phone #: _____
 Address: _____ City: _____
 State: _____ Zip Code: _____
 Unit Type (Circle One): Troop Crew Post Other: _____
 Council: Grand Teton Council Other: _____
 District: _____

Is your Group (Circle One): In-Council Out-of-Council *Returning Out-of-Council

*To Qualify for Returning Out-of-Council your group would have attended scout camp last year

How many Youth are you Registering today? _____ Leaders? _____

***Camp Fees have not been set at this time and may be subject to change ***

Discounts and Incentives

- \$10 discount per youth if units **REGISTER** for camp prior to April 1st, 2024 **and** pay a \$200 campsite deposit and **You will need to pay in full by May 15. Deposits are nonrefundable.**
- Free Leader: a) the unit will be bringing at least eight youth **and** b) one leader stays the entire week.
- Units must pay-in-full by June 15 or the "pay at camp" cost will increase \$10 a person including new persons that register to come after that deadline. All fees are locked in at that time and no-shows will not be granted a refund. Additional registrants who come to camp after the deadline will also pay this "pay at camp" fee.

Note: Please do not plan rollovers in your payments. Pay for each year separately. Rollovers will only be assessed at the end of the summer season after all invoices are paid in full. They will, then, be moved in to your unit's store account.

Reservations & Fees

To reserve a campsite for a week requires a \$200 non-refundable fee. This fee may be used after your week of camp to offset regular camp fees or to reserve a campsite for the next year. Deposit fees may be transferred to the following year until March 1, at which time they are no longer transferable. If your unit does not keep their reservation, the deposit is considered non-refundable and non-transferable.

A campsite will not be reserved after November 1 without the \$200 reservation deposit.

Camp fees can be paid online at www.tetonscouts.org

2024 Scout Camp Registration

Campsites are reserved on a first come first serve basis. Please indicate which week you plan to attend and list your first three choices of campsites for that camp .

Which week of Camp are you attending? (Circle One)

	Island Park
Week #1	July 8th-13th
Week #2	July 15th-20th
Week #3	July 22nd-27th

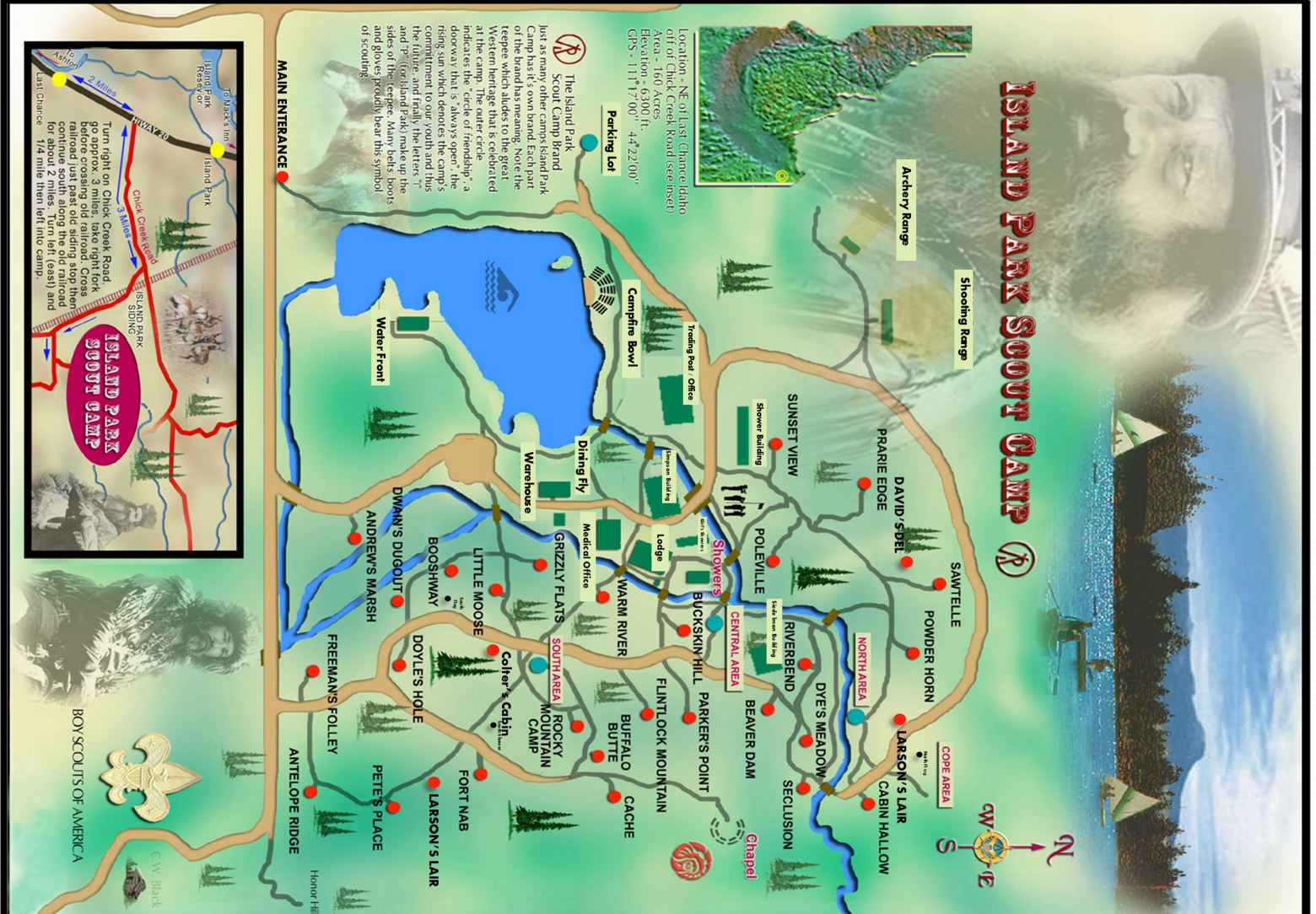
What are your top three choices for Campsites?

1. _____ 2. _____ 3. _____

Campsites

ISLAND PARK

- | | |
|--------------------|-----------------|
| Andrew's Marsh | Freeman's Folly |
| Antelope Ridge | Grizzly Flats |
| Beaver Dam | Larson's Lair |
| Booshtway | Nelson's Bend |
| Buckskin Hill | Parker Point |
| Buffalo Butte | Pete's Place |
| Cabin Hollow | Poleville |
| Cache | Powderhorn |
| Chick Creek | Prairie Edge |
| David's Del | River Bend |
| Doyle's Hole | Rocky Mountain |
| Dwain's Dugout | Sawtelle |
| Dye Meadows | Seclusion |
| Flintlock Mountain | Sunset View |
| | Warm River |



Part A: Informed Consent, Release Agreement, and Authorization

Full name: _____

Date of birth: _____

High-adventure base participants:

Expedition/crew No.: _____

or staff position: _____

Informed Consent, Release Agreement, and Authorization

I understand that participation in Scouting activities involves the risk of personal injury, including death, due to the physical, mental, and emotional challenges in the activities offered. Information about those activities may be obtained from the venue, activity coordinators, or your local council. I also understand that participation in these activities is entirely voluntary and requires participants to follow instructions and abide by all applicable rules and the standards of conduct.

In case of an emergency involving me or my child, I understand that efforts will be made to contact the individual listed as the emergency contact person by the medical provider and/or adult leader. In the event that this person cannot be reached, permission is hereby given to the medical provider selected by the adult leader in charge to secure proper treatment, including hospitalization, anesthesia, surgery, or injections of medication for me or my child. Medical providers are authorized to disclose protected health information to the adult in charge, camp medical staff, camp management, and/or any physician or health-care provider involved in providing medical care to the participant. Protected Health Information/Confidential Health Information (PHI/CHI) under the Standards for Privacy of Individually Identifiable Health Information, 45 C.F.R. §§160.103, 164.501, etc. seq., as amended from time to time, includes examination findings, test results, and treatment provided for purposes of medical evaluation of the participant, follow-up and communication with the participant's parents or guardian, and/or determination of the participant's ability to continue in the program activities.

(If applicable) I have carefully considered the risk involved and hereby give my informed consent for my child to participate in all activities offered in the program. I further authorize the sharing of the information on this form with any BSA volunteers or professionals who need to know of medical conditions that may require special consideration in conducting Scouting activities.

With appreciation of the dangers and risks associated with programs and activities, on my own behalf and/or on behalf of my child, I hereby fully and completely release and waive any and all claims for personal injury, death, or loss that may arise against the Boy Scouts of America, the local council, the activity coordinators, and all employees, volunteers, related parties, or other organizations associated with any program or activity.

I also hereby assign and grant to the local council and the Boy Scouts of America, as well as their authorized representatives, the right and permission to use and publish the photographs/film/videotapes/electronic representations and/or sound recordings made of me or my child at all Scouting activities, and I hereby release the Boy Scouts of America, the local council, the activity coordinators, and all employees, volunteers, related parties, or other organizations associated with the activity from any and all liability from such use and publication. I further authorize the reproduction, sale, copyright, exhibit, broadcast, electronic storage, and/or distribution of said photographs/film/videotapes/electronic representations and/or sound recordings without limitation at the discretion of the BSA, and I specifically waive any right to any compensation I may have for any of the foregoing.

Every person who furnishes any BB device to any minor, without the express or implied permission of the parent or legal guardian of the minor, is guilty of a misdemeanor. (California Penal Code Section 19915[a]) My signature below on this form indicates my permission.

I give permission for my child to use a BB device. (Note: Not all events will include BB devices.)

Checking this box indicates you DO NOT want your child to use a BB device.



NOTE: Due to the nature of programs and activities, the Boy Scouts of America and local councils cannot continually monitor compliance of program participants or any limitations imposed upon them by parents or medical providers. However, so that leaders can be as familiar as possible with any limitations, list any restrictions imposed on a child participant in connection with programs or activities below.

List participant restrictions, if any: _____

None

I understand that, if any information I/we have provided is found to be inaccurate, it may limit and/or eliminate the opportunity for participation in any event or activity. If I am participating at Philmont Scout Ranch, Philmont Training Center, Northern Tier, Sea Base, or the Summit Bechtel Reserve, **I have also read and understand the supplemental risk advisories, including height and weight requirements and restrictions, and understand that the participant will not be allowed to participate in applicable high-adventure programs if those requirements are not met.** The participant has permission to engage in all high-adventure activities described, except as specifically noted by me or the health-care provider. If the participant is under the age of 18, a parent or guardian's signature is required.

Participant's signature: _____ Date: _____

Parent/guardian signature for youth: _____ Date: _____

(If participant is under the age of 18)

Complete this section for youth participants only:

Adults Authorized to Take Youth to and From Events:

You must designate at least one adult. Please include a phone number.

Name: _____

Name: _____

Phone: _____

Phone: _____

Adults NOT Authorized to Take Youth to and From Events:

Name: _____

Name: _____

Phone: _____

Phone: _____



Part B1: General Information/Health History

Full name: _____

Date of birth: _____

High-adventure base participants:

Expedition/crew No.: _____

or staff position: _____

Age: _____ Gender: _____ Height (inches): _____ Weight (lbs.): _____

Address: _____

City: _____ State: _____ ZIP code: _____ Phone: _____

Unit leader: _____ Unit leader's mobile #: _____

Council Name/No.: _____ Unit No.: _____

Health/Accident Insurance Company: _____ Policy No.: _____



Please attach a photocopy of both sides of the insurance card. If you do not have medical insurance, enter "none" above.

In case of emergency, notify the person below:

Name: _____ Relationship: _____

Address: _____ Home phone: _____ Other phone: _____

Alternate contact name: _____ Alternate's phone: _____

Health History

Do you currently have or have you ever been treated for any of the following?

Yes	No	Condition	Explain
		Diabetes	Last HbA1c percentage and date: _____ Insulin pump: Yes <input type="checkbox"/> No <input type="checkbox"/>
		Hypertension (high blood pressure)	
		Adult or congenital heart disease/heart attack/chest pain (anginal)/heart murmur/coronary artery disease. Any heart surgery or procedure. Explain all "yes" answers.	
		Family history of heart disease or any sudden heart-related death of a family member before age 50.	
		Stroke/TIA	
		Asthma/reactive airway disease	Last attack date: _____
		Lung/respiratory disease	
		COPD	
		Ear/eyes/nose/sinus problems	
		Muscular/skeletal condition/muscle or bone issues	
		Head injury/concussion/TBI	
		Altitude sickness	
		Psychiatric/psychological or emotional difficulties	
		Neurological/behavioral disorders	
		Blood disorders/sickle cell disease	
		Fainting spells and dizziness	
		Kidney disease	
		Seizures or epilepsy	Last seizure date: _____
		Abdominal/stomach/digestive problems	
		Thyroid disease	
		Skin issues	
		Obstructive sleep apnea/sleep disorders	CPAP: Yes <input type="checkbox"/> No <input type="checkbox"/>
		List all surgeries and hospitalizations	Last surgery date: _____
		List any other medical conditions not covered above	



Part B2: General Information/Health History

Full name: _____

Date of birth: _____

High-adventure base participants:

Expedition/crew No.: _____

or staff position: _____

Allergies/Medications

DO YOU USE AN EPINEPHRINE AUTOINJECTOR? Exp. date (if yes) _____ YES NO

DO YOU USE AN ASTHMA RESCUE INHALER? Exp. date (if yes) _____ YES NO

Are you allergic to or do you have any adverse reaction to any of the following?

Yes	No	Allergies or Reactions	Explain	Yes	No	Allergies or Reactions	Explain
		Medication				Plants	
		Food				Insect bites/stings	

List all medications currently used, including any over-the-counter medications.

Check here if no medications are routinely taken. If additional space is needed, please list on a separate sheet and attach.

Medication	Dose	Frequency	Reason

YES NO Non-prescription medication administration is authorized with these exceptions: _____

Administration of the above medications is approved for youth by:

_____/_____
 Parent/guardian signature MD/DO, NP, or PA signature (if your state requires signature)

Bring enough medications in sufficient quantities and in the original containers. Make sure that they are NOT expired, including inhalers and EpiPens. You SHOULD NOT STOP taking any maintenance medication unless instructed to do so by your doctor.

Immunization

The following immunizations are recommended. Tetanus immunization is required and must have been received within the last 10 years. If you had the disease, check the disease column and list the date. If immunized, check yes and provide the year received.

Yes	No	Had Disease	Immunization	Date(s)
			Tetanus	
			Pertussis	
			Diphtheria	
			Measles/mumps/rubella	
			Polio	
			Chicken Pox	
			Hepatitis A	
			Hepatitis B	
			Meningitis	
			Influenza	
			Other (i.e., Hib)	
			Exemption to immunizations (form required)	

Please list any additional information about your medical history:

DO NOT WRITE IN THIS BOX.
 Review for camp or special activity.

Reviewed by: _____

Date: _____

Further approval required: Yes No

Reason: _____

Approved by: _____

Date: _____



Part C: Pre-Participation Physical

This part must be completed by certified and licensed physicians (MD, DO), nurse practitioners, or physician assistants.

Full name: _____

Date of birth: _____

High-adventure base participants:

Expedition/crew No.: _____

or staff position: _____



You are being asked to certify that this individual has no contraindication for participation in a Scouting experience. For individuals who will be attending a high-adventure program, including one of the national high-adventure bases, please refer to the supplemental information on the following pages or the form provided by your patient. You can also visit www.scouting.org/health-and-safety/ahmr to view this information online.

Please fill in the following information:

	Yes	No	Explain
Medical restrictions to participate			

Yes	No	Allergies or Reactions	Explain
		Medication	
		Food	

Yes	No	Allergies or Reactions	Explain
		Plants	
		Insect bites/stings	

Height (inches)	Weight (lbs.)	BMI	Blood Pressure	Pulse
			/	

	Normal	Abnormal	Explain Abnormalities
Eyes			
Ears/nose/throat			
Lungs			
Heart			
Abdomen			
Genitalia/hernia			
Musculoskeletal			
Neurological			
Skin issues			
Other			

Examiner's Certification

I certify that I have reviewed the health history and examined this person and find no contraindications for participation in a Scouting experience. This participant (with noted restrictions):

True	False	Explain
		Meets height/weight requirements.
		Has no uncontrolled heart disease, lung disease, or hypertension.
		Has not had an orthopedic injury, musculoskeletal problems, or orthopedic surgery in the last six months or possesses a letter of clearance from his or her orthopedic surgeon or treating physician.
		Has no uncontrolled psychiatric disorders.
		Has had no seizures in the last year.
		Does not have poorly controlled diabetes.
		If planning to scuba dive, does not have diabetes, asthma, or seizures.

Examiner's signature: _____ Date: _____

Examiner's printed name: _____

Address: _____

City: _____ State: _____ ZIP code: _____

Office phone: _____

Height/Weight Restrictions

If you exceed the maximum weight for height as explained in the following chart and your planned high-adventure activity will take you more than 30 minutes away from an emergency vehicle/accessible roadway, you may not be allowed to participate.

Maximum weight for height:

Height (inches)	Max. Weight	Height (inches)	Max. Weight	Height (inches)	Max. Weight	Height (inches)	Max. Weight
60	166	65	195	70	226	75	260
61	172	66	201	71	233	76	267
62	178	67	207	72	239	77	274
63	183	68	214	73	246	78	281
64	189	69	220	74	252	79 and over	295



Prepared. For Life.®

Troop # _____ Date of Election _____
 Is Troop or Team eligible to hold an election Yes No
 Location of Election _____
 District _____



Order of the Arrow
 Grand Teton Council #107
 Shunkah Mahneetu #407
 Unit Election Form

Scoutmaster/Varsity Coach must read and certify the unit election and membership requirements prior to unit elections (see cover page)

First Name*	Last Name*	Rank*	Street/City/State/Zip*	Phone (Parents)*	Birth Date*	Elected
			Email (Parents)*			
						<input type="checkbox"/>
						<input type="checkbox"/>
						<input type="checkbox"/>
						<input type="checkbox"/>
						<input type="checkbox"/>
						<input type="checkbox"/>
						<input type="checkbox"/>

*These are required. Please print legibly.

Number of Members eligible to be elected:		As unit leader, I certify, by my signature, that the above youth members are eligible, according to the youth member qualifications, and approve them as nominees for election and that we have read and understand the requirements on the cover page of this form
Number of votes required to be elected:		
Number of ballots turned in:		
Number elected:		
OA Election Team Signatures		Unit Leader Signature:
		Unit Leader Printed Name:
		Unit Leader Address:
		Unit Leader Email:



Refund Policy
Grand Teton Council



Summer Camp

- All fees must be paid in full by June 15, otherwise a pay-at-camp fee will be assessed.
- A \$200.00 non-refundable deposit is required to reserve a campsite.
- This fee is nonrefundable and nontransferable if your unit does not keep their reservation and fails to notify the Grand Teton Council prior to the start of your week at camp.
- Camp fees are refundable in full up to two weeks prior to the start of your week of camp.
- A Refund Request form must be completed before any refund can be reviewed.
- No fees are refundable less than two weeks prior to the start of your week of camp, except for major medical emergencies and with approval of the camp director and Director of Support Services.
- Refunds of \$10.00 or less will be directly deposited into the unit account.

Day Camp

- Fees must be paid at least two weeks prior to the start of your day at day camp.
- No fees are refundable less than two weeks prior to the start of your day at day camp, except for major medical emergencies and with approval of the camp director and Director of Support Services.
- A Refund Request Form must be completed before a refund can be reviewed.
- Refunds of \$10.00 or less will be directly deposited into the unit account.

Council Training – Wood Badge, Cedar Badge, Akela’s Adventure, Powder Horn

- Fees are refundable in full up to 15 days prior to the start of the training course.
- No fees are refundable after 15 days prior to the start of the training course, except for major medical emergencies and with approval of the course director and the council office.
- Fees are nontransferable to another individual unless approved prior to the start of the training course.
- A Refund Request form must be completed before any refund can be reviewed.
- Refunds of \$10.00 or less will be directly deposited into the unit account.

Council and District Activities – University of Scouting, Merit Badge Scramble, Camporees and Derbies, District Dinner, District Trainings, etc.

- Fees must be paid in full to be registered for any event.
- Fees are refundable in full up to 2 days prior to the start of the activity.
- No fees are refundable after 2 days prior to the start of the activity, except for major medical emergencies and with approval of the activity chairman and district executive.
- A Refund Request form must be completed before any refund can be reviewed.
- Refunds of \$10.00 or less will be directly deposited into the unit account.

Note: Special events such as Jamboral may have specialized payment and refund dates that will be printed in that event’s materials.

Revised 08/2023



Refund Request
Grand Teton Council



Name of Requestor: _____ Date: _____

Phone #: _____ Email: _____

Unit #: _____ Chartered Organization: _____

Refund request for:

- Scout Camp Cub Scout Day Camp Cedar Badge Wood Badge
 IPSC reservation Little Lemhi reservation Scout Hollow reservation
 Other (please specify) _____

Event Date(s): _____

Reason for refund request (be specific): _____

Receipt or website order date: _____ Receipt/web order# _____

Total amount on receipt/web order: _____

Requester’s Signature: _____

***Note: Remember to attach a copy of the receipt or website order to this form.**

If awarded, indicate how the refund should be issued:

- Transfer to BSA Store Account # _____
 Donate to the Opportunity Fund.
 Send check made out to: _____

Mailing address: _____

City: _____ State: _____ Zip: _____

(This portion is for office use only)

Requested amt: \$ _____ Approved amt: \$ _____

Reason for denial (if any): _____

Chair/Executive signature: _____

Director signature: _____

Initial RCD: _____ Sent to DE: _____

Sent to director: _____

Special dietary needs:

Special dietary needs, in this instance, refer to a staff member or participant who may need to adjust their diet due to food allergies and/or intolerances. This does not refer to picky eaters, but to those who may experience physical, medically-diagnosable symptoms such as illness or an allergic reaction when they inhale or ingest certain types of food.

Food services in each of our camps generally work from a specific menu. It is council policy that modifications and substitutions to the menu can be made *within reason*. However, for major departures from the menu, individuals will want to consider bringing supplemental food of their own, to ensure they can eat comfortably while away from home.

Wheelchair/Limited Mobility Access:

Each camp has at least one campsite which provides easier wheelchair access to tents, outhouses, and other campsite features. Please submit this Special Needs Form as soon as possible so that the camp you will be visiting can place the unit or group in an appropriate campsite. Note: our camps are located in the wonderful outdoors -- off-road wheelchairs will make trail navigation much easier.

CPAP Machines:

For participants with CPAP machines, please be aware our campsites have no electrical power, and sleeping facilities are not available in building areas at most camps. To prepare for this need at camp, we recommend one of two options:

1. If you do a lot of camping or traveling, you might want to consider purchasing a battery-powered CPAP machine, such as the Puritan Bennett 420G. Visit www.cpap.com for more information. If you need to charge the CPAP battery during daytime hours, please contact the camp director or program director and they can assist you with locating an outlet for charging purposes.
2. Those who use a machine that requires 120v AC power (household current) can bring an inverter and an automobile battery. This is a proven method that has worked for many campers in recent years. Camps can provide an outlet for recharging the automobile battery during daytime hours. Please note, vehicles cannot be parked in or near campsites in order to provide electricity for CPAP machines.

Injections:

Camp staff are not authorized to administer injections. Participants who require injections should administer their own injections or be accompanied by an adult trained and authorized to administer injections to that participant.

Grand Teton Council, BSA

Camp Roster

Unit Type: <input type="checkbox"/> Troop <input type="checkbox"/> Crew		Unit #	Council:
District:		Group Name:	
Camp: <input type="checkbox"/> Krupp Scout Hollow <input type="checkbox"/> Island Park			
Date Attending: From: _____ To: _____			Campsite:
Leader Name:		Youth Protection Trained:	Leader Specific Trained:
Address:		<input type="checkbox"/> Yes <input type="checkbox"/> No	<input type="checkbox"/> Yes <input type="checkbox"/> No
City:		Birthdate:	Cell Phone:
Zip:		/ /	() -
E-Mail:			

ADULTS					
	First Name	Last Name	Phone Number	Birthdate	YPT?
1.			() -	/ /	<input type="checkbox"/> Yes <input type="checkbox"/> No
2.			() -	/ /	<input type="checkbox"/> Yes <input type="checkbox"/> No
3.			() -	/ /	<input type="checkbox"/> Yes <input type="checkbox"/> No
4.			() -	/ /	<input type="checkbox"/> Yes <input type="checkbox"/> No
5.			() -	/ /	<input type="checkbox"/> Yes <input type="checkbox"/> No
6.			() -	/ /	<input type="checkbox"/> Yes <input type="checkbox"/> No
7.			() -	/ /	<input type="checkbox"/> Yes <input type="checkbox"/> No
8.			() -	/ /	<input type="checkbox"/> Yes <input type="checkbox"/> No
9.			() -	/ /	<input type="checkbox"/> Yes <input type="checkbox"/> No
10.			() -	/ /	<input type="checkbox"/> Yes <input type="checkbox"/> No

Grand Teton Council, BSA

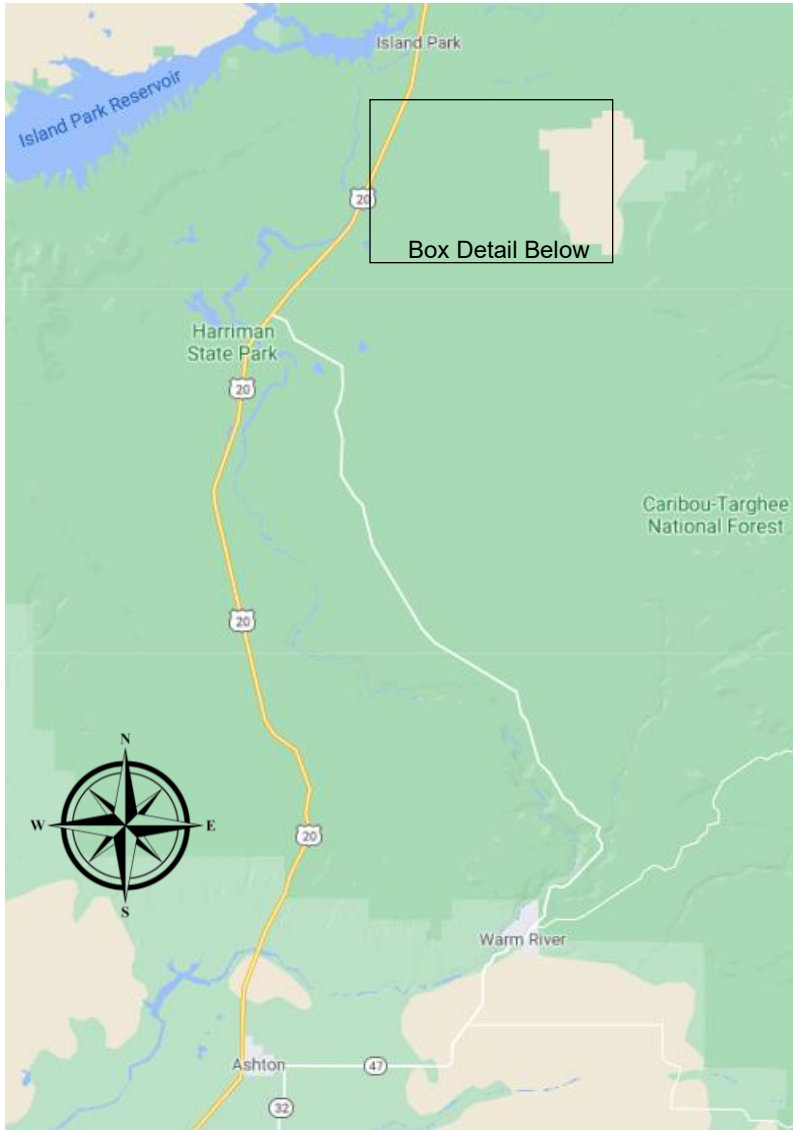
Camp Roster

Scouts					
	First Name	Last Name	Phone Number	Birthdate	Trained?
1.			() -	/ /	<input type="checkbox"/> Yes <input type="checkbox"/> No
2.			() -	/ /	<input type="checkbox"/> Yes <input type="checkbox"/> No
3.			() -	/ /	<input type="checkbox"/> Yes <input type="checkbox"/> No
4.			() -	/ /	<input type="checkbox"/> Yes <input type="checkbox"/> No
5.			() -	/ /	<input type="checkbox"/> Yes <input type="checkbox"/> No
6.			() -	/ /	<input type="checkbox"/> Yes <input type="checkbox"/> No
7.			() -	/ /	<input type="checkbox"/> Yes <input type="checkbox"/> No
8.			() -	/ /	<input type="checkbox"/> Yes <input type="checkbox"/> No
9.			() -	/ /	<input type="checkbox"/> Yes <input type="checkbox"/> No
10.			() -	/ /	<input type="checkbox"/> Yes <input type="checkbox"/> No
11.			() -	/ /	<input type="checkbox"/> Yes <input type="checkbox"/> No
12.			() -	/ /	<input type="checkbox"/> Yes <input type="checkbox"/> No
13.			() -	/ /	<input type="checkbox"/> Yes <input type="checkbox"/> No
14.			() -	/ /	<input type="checkbox"/> Yes <input type="checkbox"/> No
15.			() -	/ /	<input type="checkbox"/> Yes <input type="checkbox"/> No
16.			() -	/ /	<input type="checkbox"/> Yes <input type="checkbox"/> No
17.			() -	/ /	<input type="checkbox"/> Yes <input type="checkbox"/> No
18.			() -	/ /	<input type="checkbox"/> Yes <input type="checkbox"/> No
19.			() -	/ /	<input type="checkbox"/> Yes <input type="checkbox"/> No
20.			() -	/ /	<input type="checkbox"/> Yes <input type="checkbox"/> No
21.			() -	/ /	<input type="checkbox"/> Yes <input type="checkbox"/> No
22.			() -	/ /	<input type="checkbox"/> Yes <input type="checkbox"/> No
23.			() -	/ /	<input type="checkbox"/> Yes <input type="checkbox"/> No
24.			() -	/ /	<input type="checkbox"/> Yes <input type="checkbox"/> No
25.			() -	/ /	<input type="checkbox"/> Yes <input type="checkbox"/> No
26.			() -	/ /	<input type="checkbox"/> Yes <input type="checkbox"/> No
27.			() -	/ /	<input type="checkbox"/> Yes <input type="checkbox"/> No
28.			() -	/ /	<input type="checkbox"/> Yes <input type="checkbox"/> No
29.			() -	/ /	<input type="checkbox"/> Yes <input type="checkbox"/> No
30.			() -	/ /	<input type="checkbox"/> Yes <input type="checkbox"/> No

ISLAND PARK SCOUT CAMP



Directions to Island Park Scout Camp



- While on Interstate-15, take exit 119 (US-20) in Idaho Falls and drive north towards Rigby/Rexburg/St. Anthony/Ashton/Island Park/West Yellowstone.
- Travel 74.3 miles to Last Chance in Island Park. 2 miles north of Last Chance, look for Chick Creek Road on your right.
- If you see the National Forest Ranger Station on your right, you have gone 2 miles too far.
- If you see the Sinclair Service Station at Pond's Lodge on your left, you have gone 2 ¼ miles too far.
- Turning east on Chick Creek Road drive approximately 3 miles.
- At the intersection of Chick Creek Road and the Old Chick Creek Road, head south for approximately ½ mile, cross the old railroad right of way and continue south on Eccles Road.
- Turn East (left) onto Griffel Road.
- Travel about one more mile to the gate of Island Park Scout Camp.
- **WELCOME TO CAMP!**

