

Let Every Man Learn His Duty

An Aid for Calling and Training LDS Scout Leaders



Presented by the Grand Teton Training Staff



Our Boys Deserve the Best

In 1913, The Church of Jesus Christ of Latter-Day Saints became the first organization to join with the Boy Scouts of America and use scouting as the official activity arm of their program for boys. Since that time, scouting has been proven to be an effective and powerful tool in shaping the lives of youth from ages 8 to 18.

A key to the success of scouting in a ward is quality adult leadership. Getting the right men and women to direct scouting from Cubs to Venturing is essential. Pres. Ezra Taft Benson put it this way:

“Scouting is Church Work. It is part of the Church program. Better Scouting makes better Priesthood activities. I would like to say this regarding the selection of men to serve in Scouting: Be sure that you select the best boy’s man. All of us are not gifted in that direction. Pres. Grant said at one time, ‘If the best man in your ward for Scoutmaster is the Bishop, then release the Bishop and make him Scoutmaster.’ Now Pres. Grant wasn’t advocating the wholesale release of bishops, but he was emphasizing the fact that some men are gifted to lead boys. Sometimes I think there are fewer of that type of men than there are men qualified for some other positions in the church.” (Eagle Recognition Banquet Logan, Utah, 22 March 1974)

An understanding of the requirements of an adult leader position can help you find that “boy’s man”. For that purpose, this handout has been prepared.

You are encouraged to reference LDSBSA.ORG. In this website, the church provides the latest information on scouting in the church from Cubs to Venturing. There are articles on best practices, inspirational stories of scouting in the church, the latest LDS handbook for scout leaders and so much more.

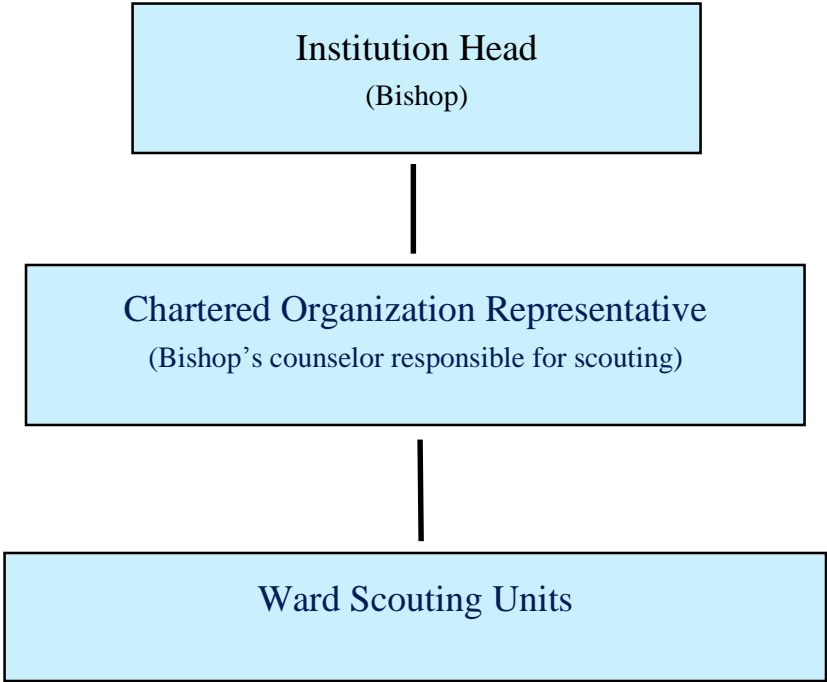
In the following pages, organization charts can be found showing BSA unit organization along with ecclesiastical positions as recommended in the church handbook. There are also responsibility summaries for each position from Cubs to Venturing. Each summary includes the position's purpose, outline of responsibilities, meetings to hold and to attend, needed training and expectations.

Each leader position summary page is designed to be reproduced and used to review the new leader's duties with him at the time of the calling. Expectations of the calling are then understood by the bishopric and the new leader right from the beginning.

We hope that these pages will help clarify matters as you organize your scouting programs. The young men under your care will be the ultimate winners.

Grand Teton Council Training Committee

Ward Scouting Organization



Chartered Organization Representative



The Bishop designates one of his counselors to oversee scouting operations in the ward. He is also the liaison with the local BSA district and is a member of its board. This is the Chartered Organization Representative or COR.

Purpose of your calling: You are to ensure that scouting is organized in your ward and effective in its efforts to be the activity arm of the Aaronic Priesthood.

Your stewardship:

- 1) Register with the BSA as an adult leader. Your BSA position is Chartered Organization Representative.
- 2) Organize and staff committees that support all ward scouting units
- 3) Ensure that leaders are called to fully staff each scouting unit
- 4) Encourage all leaders (including you) to receive all necessary training for their positions
- 5) Supervise annual re-charter efforts to ensure on-time chartering of each unit
- 6) Supervise annual Friends of Scouting drive in your ward

Training to receive:

- 1) Youth Protection: If your ward has a Venturing crew, you should also take Youth Protection Training for Venturing leaders. Proof of completion accompanies application.
- 2) Leader Specific Training for CORs
- 3) Recommended: Wood Badge Leadership Training

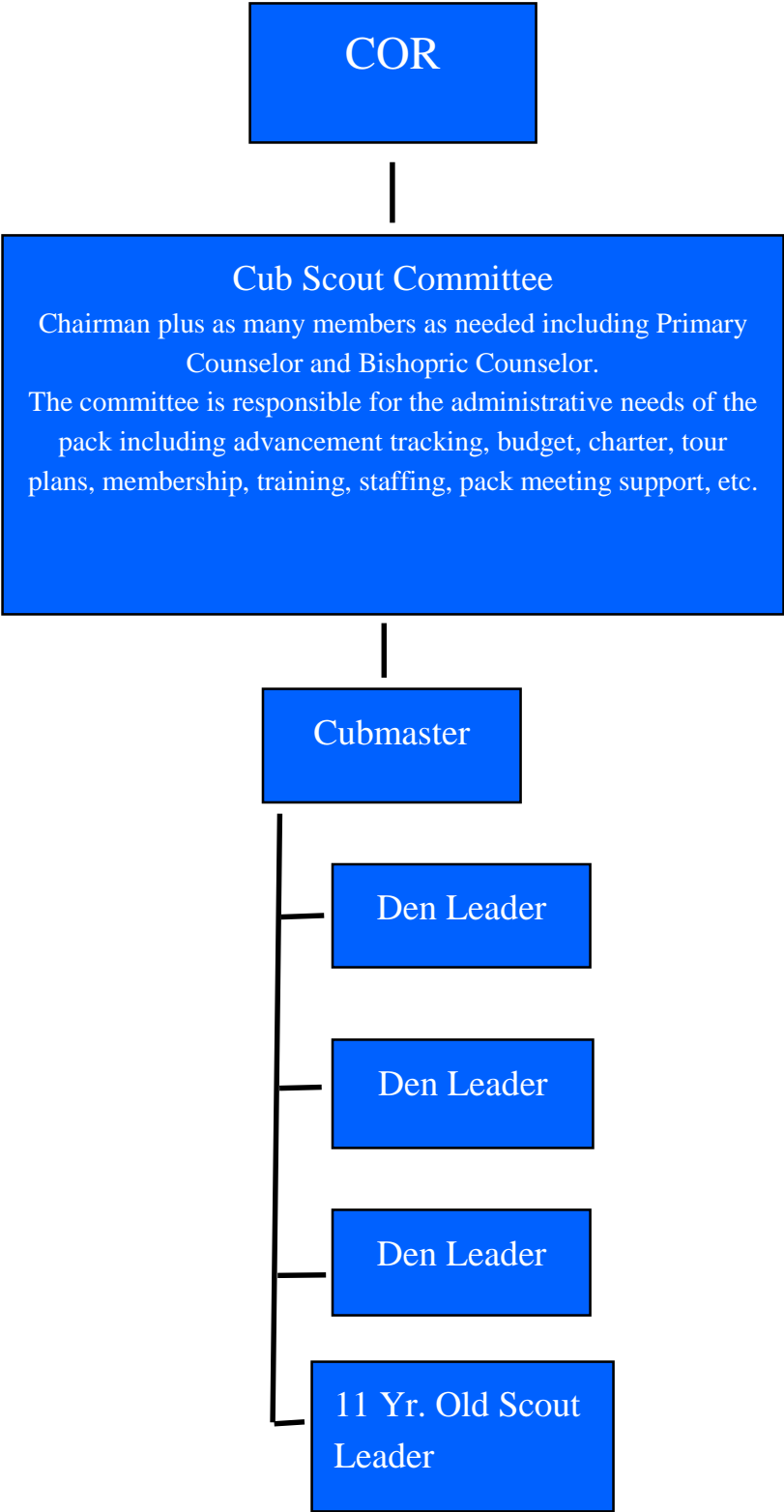
Meetings to hold:

- 1) Monthly Key Scouters meeting with committee chairmen and unit leaders

Meetings to attend:

- 1) Monthly district board meeting
- 2) Monthly Zone leadership meeting

Cub Scout Pack Organization



Cub Pack Committee Chairman



Purpose of your calling: You supervise a committee that supports and supervises the Cub Scout Pack and its activities. The goal of the Pack in the ward is to teach the boys the values of Cub Scouting: faith in God, good citizenship, service to others and personal development through fun and exciting activities.

Your Stewardship:

- 1) Register with the BSA as a Pack Committee Chairman
- 2) Be familiar with the workings of the Cub Scout program
- 3) Coordinate with the COR to ensure that the committee and pack leadership are fully staffed
- 4) Lead the members of the pack committee and coordinate their responsibilities (Advancement, Membership/Recruiting, Finance, Journey to Excellence, Charter, Newsletter, Training, etc.)
- 5) Encourage uniform wear
- 6) Maintain standards of the LDS Church and the BSA
- 7) Support the Cubmaster and Den Leaders in carrying out the Pack program by showing the vision of the program

Training:

- 1) Youth Protection (This must be completed before you register with the BSA)
- 2) Leader Specific Training for Pack Committee (within 3 months of call)
- 3) Recommended: Wood Badge Leadership Training

Meetings you hold:

- 1) Pack Committee Meetings

Meetings you attend:

- 1) Monthly Key Scouters
- 2) Monthly District Round Table
- 3) Monthly Pack Meeting

Cub Pack Committee Member



Purpose of your calling: You are a member of a committee that brings the excitement of Cub Scouting to boys ages 8-10 by being a support and guide to the leaders who work directly with the Cubs. A specific assignment will be given to you by the Committee Chairman. The committee helps with advancement, membership/recruitment, records, finances, transportation, decorations, training and more.

Your Stewardship:

- 1) Register with the BSA as a Pack Committee Member
- 2) Be familiar with the workings of the Cub Scout program
- 3) Accept your assignment and work that assignment to the best of your ability
- 4) Actively participate in committee activities
- 5) Be an enthusiastic supporter of Cub Scouting and encourage uniform wear
- 6) Maintain the standards of the LDS Church and the BSA

Training:

- 1) Youth Protection (This must be completed before you register with the BSA)
- 2) Leader Specific Training for Pack Committee (within 3 months of call)
- 3) Recommended: Wood Badge Leadership Training

Meetings you attend:

- 1) Pack committee meetings
- 2) Pack meetings as assigned
- 3) Monthly district roundtable

Cubmaster



Purpose of your calling: To use the methods of Cub Scouting in a fun and exciting way to help the boys in your pack to learn the scouting values of faith in God, good citizenship, service to others and personal development

Your stewardship:

- 1) Register with the BSA as a Cubmaster
- 2) Wear and promote proper wearing of the Cub Scout uniform
- 3) Develop a working knowledge of the Cub Scout and Webelos programs
- 4) Plan and conduct monthly pack meetings and other pack activities with the support of the pack committee and den leaders
- 5) Get to know the Cub Scouts and encourage participation of their families
- 6) Encourage the recruitment of other boys in the neighborhood to be a part of Cub Scouting
- 7) Maintain the standards of the LDS Church and the BSA
- 8) Integrate Faith in God requirements into the pack activities
- 9) Make the program FUN for the boys!

Training:

- 1) Youth Protection (This must be completed before you register with the BSA)
- 2) Leader Specific Training for Cubmasters (within 3 months of call)
- 3) BALOO, University of Scouting and other council offered trainings for your position
- 4) Recommended: Wood Badge Leadership Training

Meetings to hold:

- 1) Regular Pack leaders planning meeting
- 2) Monthly activity filled pack meetings
- 3) Summertime or other activities as decided by you and the committee

Meetings to attend:

- 1) Monthly ward Key Scouters meeting
- 2) Monthly district roundtable

Assistant Cubmaster



Purpose of your calling: You are to assist the Cubmaster in bringing the Cub Scout program and its values to the boys in a fun and exciting way.

Your stewardship:

- 1) Register with the BSA as an Assistant Cubmaster
- 2) Wear and promote proper wearing of the Cub Scout uniform
- 3) Develop a working knowledge of the Cub Scout and Webelos programs
- 4) Assist in planning and conducting monthly pack meetings and other pack activities with the support of the pack committee and den leaders
- 5) Get to know the Cub Scouts and encourage participation of their families
- 6) Encourage the recruitment of other boys in the neighborhood to be a part of Cub Scouting
- 7) Maintain the standards of the LDS Church and the BSA
- 8) Help integrate Faith in God requirements into the pack activities
- 9) Make the program FUN for the boys!

Training:

- 1) Youth Protection (This must be completed before you register with the BSA)
- 2) Leader Specific Training for Cubmasters (within 3 months of call)
- 3) BALOO, University of Scouting and other council offered trainings for your position
- 4) Recommended: Wood Badge Leadership Training

Meetings to hold:

- 1) Assist with monthly pack meeting and other activities as needed

Meetings to attend:

- 1) Monthly pack leaders planning meeting
- 2) Monthly district roundtable

Cub Scout Den Leader



Purpose of your calling: To use the methods of Cub Scouting in a fun and exciting way to help the boys in your den learn the values of Cub Scouting of faith in God, good citizenship, service to others and personal development

Your stewardship:

- 1) Register with the BSA as a Den Leader
- 2) Wear and promote the wearing of the proper Cub Scout uniform and insignia
- 3) Develop a working knowledge of the Cub Scout program
- 4) Get to know your boys and encourage family participation
- 5) Encourage recruitment of boys in your neighborhood to share with them Cub Scouting
- 6) Assist the Cubmaster in implementing a successful pack program
- 7) Maintain the standards of the LDS Church and the BSA
- 8) Integrate Faith in God requirements in your den activities
- 9) Make the program FUN for the boys!

Training:

- 1) Youth Protection (This must be completed before you register with the BSA)
- 2) Leader Specific Training for Den Leaders (within 3 months of call)
- 3) BALOO, University of Scouting and other council offered trainings for your position
- 4) Recommended: Wood Badge Leadership Training

Meetings to hold:

- 1) Weekly den meetings (three per month)

Meetings to attend:

- 1) Monthly pack leaders planning meeting
- 2) Monthly pack meetings
- 3) Monthly district roundtable meetings

Webelos Den Leader



Purpose of your calling: To use the methods of Cub Scouting in a fun and exciting way to help the boys in your den learn the values of Cub Scouting of faith in God, good citizenship, service to others and personal development

Your stewardship:

- 1) Register with the BSA as a Den Leader
- 2) Wear and promote the wearing of the proper Webelos Scout uniform and insignia
- 3) Develop a working knowledge of the Cub Scout program
- 4) Get to know your boys and encourage family participation
- 5) Encourage recruitment of boys in your neighborhood to share with them Webelos Scouting
- 6) Assist the Cubmaster in implementing a successful pack program
- 7) Prepare the boys for transfer to the Boy Scout Troop
- 8) Maintain the standards of the LDS Church and the BSA
- 9) Integrate Faith in God requirements in your den activities
- 10) Make the program FUN for the boys!

Training:

- 1) Youth Protection (This must be completed before you register with the BSA)
- 2) Leader Specific Training for Webelos Den Leaders (within 3 months of call)
- 3) BALOO, University of Scouting and other council offered trainings for your position
- 4) Recommended: Wood Badge Leadership Training

Meetings to hold:

- 1) Weekly Webelos den meetings (three per month)

Meetings to attend:

- 1) Monthly pack leaders planning meeting
- 2) Monthly pack meetings
- 3) Monthly district roundtable meetings

11 Year Old Scout Leader/Assistant Scoutmaster

Purpose of you position: To instill in the boys the values of faith in God, good citizenship, service to others and personal development as found in the Scout Oath and Law through implementation of the methods of Boy Scouting



with fun and exciting activities.

Your stewardship:

- 1) Register with the BSA as an 11 yr old scout leader
- 2) Wear and encourage the wearing of a full and proper uniform with insignia
- 3) Get to know the boys in your patrol and encourage family participation
- 4) Encourage the recruitment of other 11 year old boys in your neighborhood to share scouting with them
- 5) Have fun activities including regular outdoor adventures that help the boys progress in rank
- 6) Participate in District and Council activities as appropriate to add depth and variety to the program
- 7) Integrate Faith in God requirements in patrol activities
- 8) Maintain the standards of the LDS Church and the BSA
- 9) Make the program fun and exciting for the boys!

Training:

- 1) Youth Protection (This must be completed before you register with the BSA)
- 2) Leader Specific Training for Scoutmasters (within 3 months of call)
- 3) Outdoor Leader Skills, University of Scouting and other council offered trainings for your position
- 4) Recommended: Wood Badge Leadership Training

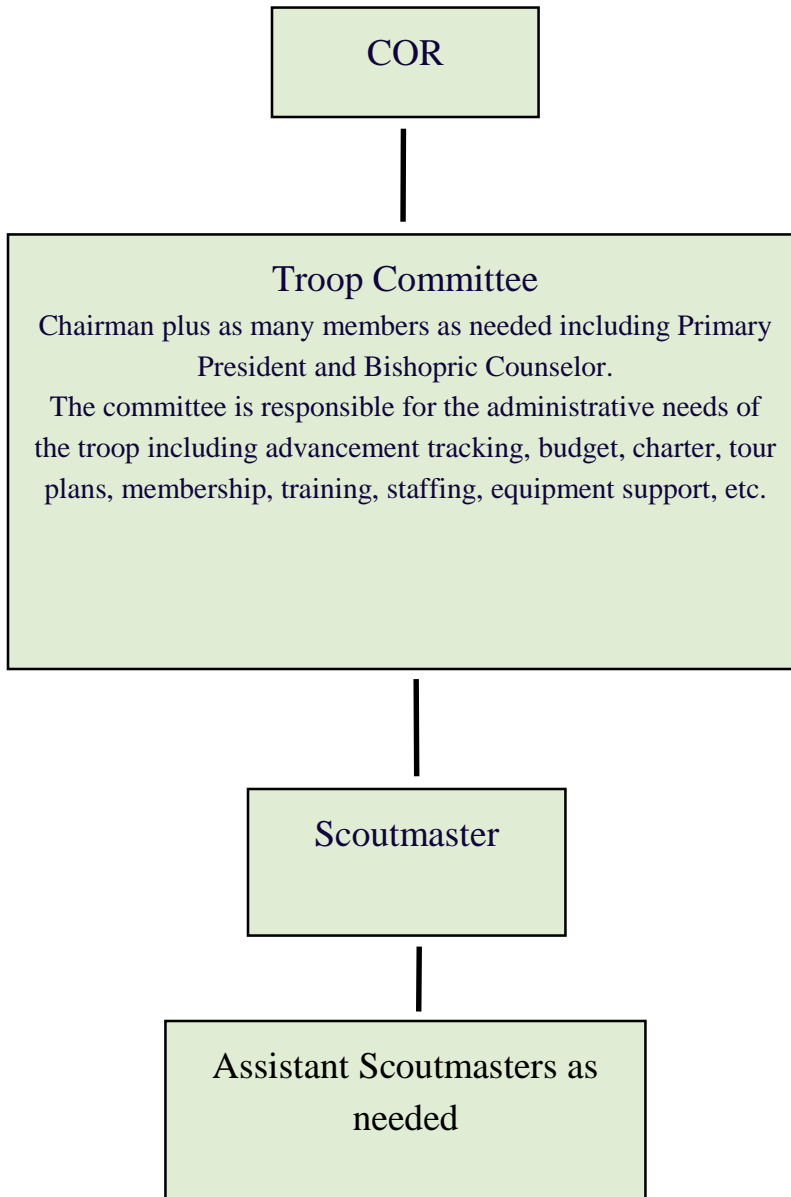
Meetings to hold:

- 1) Weekly patrol meetings

Meetings to attend:

- 1) Monthly District roundtable
- 2) Troop Courts of Honor as invited and needed
- 3) Monthly Key Scouters meeting

Boy Scout Troop Organization



Scoutmaster



Purpose of your position: To use the methods of Boy Scouting to instill in the boys the values of the Scout Oath and Law including faith in God, good citizenship, service to others, personal development and leadership

Your stewardship:

- 1) Register with the BSA as a Scoutmaster
- 2) Wear and encourage the wearing of a complete and proper scout uniform with insignia
- 3) Get to know the boys in the troop and encourage family participation
- 4) Encourage recruitment of other boys in the neighborhood to share scouting with them
- 5) Gain a working knowledge of the Boy Scout program and its methods and use them to plan troop activities
- 6) Use activities including regular rigorous outdoor activities to encourage rank advancement
- 7) Participate in District and Council activities to add depth and variety to the program
- 8) Coordinate master plans with the troop committee and use their help
- 9) Integrate Duty to God requirements and Priesthood Quorum lessons into troop activities
- 10) Maintain the standards of the LDS Church and the BSA
- 11) Make activities fun for the boys

Training:

- 1) Youth Protection (This must be completed before you register with the BSA)
- 2) Leader Specific Training for Scoutmasters (within 3 months of call)
- 3) Outdoor Leader Skills, University of Scouting and other council offered trainings for your position
- 4) Recommended: Wood Badge Leadership Training

Meetings to hold:

- 1) Weekly troop leadership training/planning meetings (adult and youth leaders)
- 2) Weekly troop meetings, Courts of Honor (at least quarterly)

Meetings to attend:

- 1) Monthly Key Scouters meeting
- 2) Regular troop committee meetings
- 3) Monthly District roundtable meetings

Assistant Scoutmaster



Purpose of your position: To assist the Scoutmaster in using the methods of Boy Scouting to instill in the boys the values of the Scout Oath and Law including faith in God, good citizenship, service to others, personal development and leadership

Your stewardship:

- 1) Register with the BSA as an Assistant Scoutmaster
- 2) Assist the Scoutmaster in directing the affairs of the troop as needed, including encouraging and facilitating activities of the Order of the Arrow
- 3) Wear and encourage the wearing of a full and proper scout uniform with insignia
- 4) Help the Scoutmaster and committee plan and carry out the activities of the troop
- 5) Attend troop leadership meetings and activities, including campouts and other activities and encourage attendance by the boys
- 6) Encourage recruitment of other boys in the neighborhood and share scouting with them
- 7) Assist the Scoutmaster in helping the boys achieve rank advancements
- 8) Maintain the standards of the LDS Church and the BSA
- 9) Be a support to the unit in any way that is needed

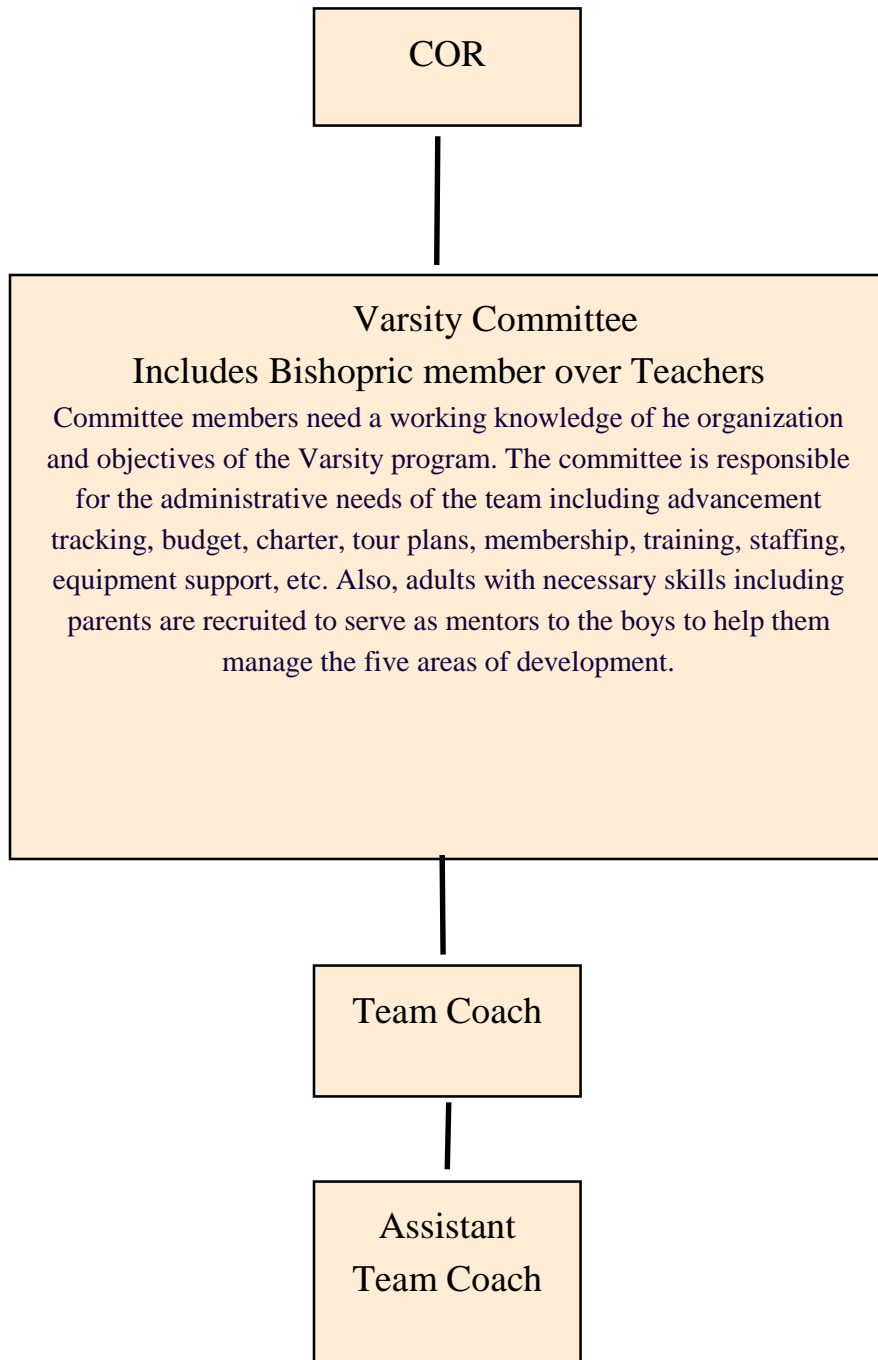
Training:

- 1) Youth Protection (This must be completed before you register with the BSA)
- 2) Leader Specific Training for Scoutmasters (within 3 months of call)
- 3) Outdoor Leader Skills, University of Scouting and other council offered trainings for your position
- 4) Recommended: Wood Badge Leadership Training

Meetings to attend:

- 1) Weekly troop meetings, activities and campouts
- 2) Troop leadership planning meetings
- 3) Monthly district roundtable

Varsity Team Organization



Team Coach



Purpose of your calling: To use the methods of the Varsity Scout program to instill in the youth the values of the Scout Oath and Law including faith in God, good citizenship, service to others, personal development and leadership.

Your stewardship:

- 1) Register with the BSA as a Varsity Coach
- 2) Wear and encourage the wearing of a complete and proper Varsity uniform with insignia
- 3) Get to know the boys in the troop and encourage family participation
- 4) Encourage recruitment of other boys in the neighborhood to share Varsity with them
- 5) Gain a working knowledge of the Varsity program and its methods and use them to plan Team activities
- 6) Use activities including regular rigorous outdoor activities to encourage rank advancement and the achievement of the Varsity Letter (including Coaches) and Denali Award
- 7) Teach the boys to run the program using the 5 areas of development
- 8) Participate in District and Council activities to add depth and variety to the program
- 9) Coordinate master plans with the Team committee and use their help
- 10) Integrate Duty to God requirements and Priesthood Quorum lessons into Team activities
- 11) Maintain the standards of the LDS Church and the BSA
- 12) Make activities fun for the boys

Training:

- 1) Youth Protection (This must be completed before you register with the BSA)
- 2) Leader Specific Training for Team Coaches (within 3 months of call)
- 3) Outdoor Leader Skills, University of Scouting and other council offered trainings for your position
- 4) Recommended: Wood Badge Leadership Training

Meetings to hold:

- 1) Weekly Team Leadership training/planning meetings (youth and adult leaders)
- 2) Weekly Team meetings, Courts of Honor and regular High Adventure outings

Meetings to attend:

- 1) Monthly Key Scouter meetings, regular Team committee meetings and monthly District roundtable

Assistant Team Coach

Purpose of your calling: To assist the Coach in using the methods of the Varsity Scout program to instill in the youth the values of the Scout Oath and Law including faith in God, good citizenship, service to others, personal development and leadership.



Your stewardship:

- 1) Register with the BSA as an Assistant Varsity Coach
- 2) Wear and encourage the wearing of a complete and proper Varsity uniform with insignia
- 3) Get to know the boys in the Team and encourage family participation
- 4) Encourage recruitment of other boys in the neighborhood to share Varsity with them
- 5) Gain a working knowledge of the Varsity program and its methods and use them to plan Team activities
- 6) Encourage participation in district and council Order of the Arrow activities
- 7) Help the Coach use activities including regular rigorous outdoor activities to encourage rank advancement and the achievement of the Varsity Letter (including Coaches) and the Denali
- 8) Help teach the boys to run the program using the 5 areas of development
- 9) Participate in District and Council activities to add depth and variety to the program
- 10) Integrate Duty to God requirements and Priesthood Quorum lessons into Team activities
- 11) Maintain the standards of the LDS Church and the BSA
- 12) Make activities fun for the boys

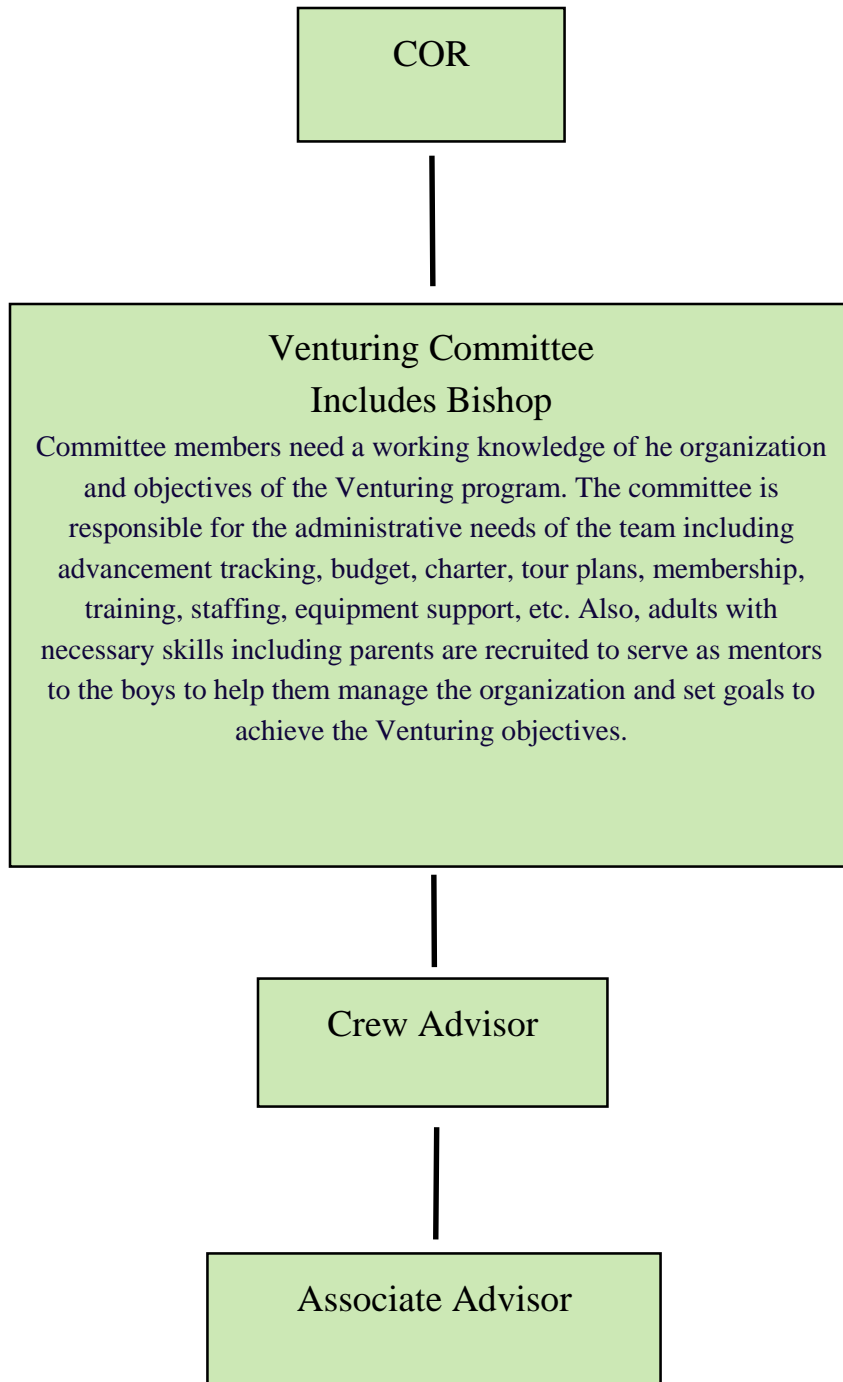
Training:

- 1) Youth Protection (This must be completed before you register with the BSA)
- 2) Leader Specific Training for Team Coaches (within 3 months of call)
- 3) Outdoor Leader Skills, University of Scouting and other council offered trainings for your position
- 4) Recommended: Wood Badge Leadership Training

Meetings to attend:

- 1) Monthly Key Scouter meetings, regular Team committee meetings and monthly District roundtable
- 2) Weekly Team meetings, activities and outings
- 3) Weekly Team leadership planning/training meetings

Venturing Crew Organization



Crew Advisor



Purpose of your calling: To use the methods of the Venturing program to instill in the youth, ages 16-17, the values of the Scout Oath and Law including faith in God, good citizenship, service to others, personal development, leadership and the ability to mentor others

Your stewardship:

- 1) Register with the BSA as a Venturing Advisor
- 2) Wear and encourage the wearing of a complete and proper Venturing uniform with insignia
- 3) Get to know the boys in the Crew and encourage family participation
- 4) Encourage recruitment of other boys in the neighborhood to share Venturing with them
- 5) Gain a working knowledge of the Venturing program and its methods and use them to plan Crew activities
- 6) Use activities including regular rigorous outdoor activities to encourage achievement of the Venturing awards and specialty awards such as the Trust religious award
- 7) Teach the boys to run the program. Mentor them, help them lead and then mentor others on their own.
- 8) Participate in District and Council activities to add depth and variety to the program
- 9) Coordinate master plans with the Crew committee and use their help
- 10) Integrate Duty to God requirements and Priesthood Quorum lessons into Crew activities
- 11) Maintain the standards of the LDS Church and the BSA
- 12) Make activities fun for the boys

Training:

- 1) Venturing Youth Protection (This must be completed before you register with the BSA)
- 2) Leader Specific Training for Crew Advisors (within 3 months of call)
- 3) Outdoor Leader Skills, University of Scouting and other council offered trainings for your position
- 4) Recommended: Wood Badge Leadership Training

Meetings to hold:

- 1) Weekly Crew Leadership training/planning meetings (youth and adult leaders)
- 2) Weekly Crew meetings, Courts of Honor and regular High Adventure and Specialty outings

Meetings to attend:

- 1) Monthly Key Scouter meetings, regular Crew committee meetings and monthly District roundtable

Associate Crew Advisor



Purpose of your calling: To assist the Advisor in using the methods of the Venturing program to instill in the youth the values of the Scout Oath and Law including faith in God, good citizenship, service to others, personal development, leadership and the ability to mentor others.

Your stewardship:

- 1) Register with the BSA as an Associate Crew Advisor
- 2) Wear and encourage the wearing of a complete and proper Venturing uniform with insignia
- 3) Get to know the boys in the Crew and encourage family participation
- 4) Encourage recruitment of other boys in the neighborhood to share Varsity with them
- 5) Gain a working knowledge of the Venturing program and its methods and use them to assist the Advisor.
- 6) Help the Advisor use activities including regular rigorous outdoor activities to encourage achievement of Venturing awards and Specialty awards.
- 7) Help teach the boys to run the program helping them to lead with assistance and eventually mentor others on their own
- 8) Participate in District and Council activities to add depth and variety to the program
- 9) Integrate Duty to God requirements and Priesthood Quorum lessons into Crew activities
- 10) Maintain the standards of the LDS Church and the BSA
- 11) Make activities fun for the boys

Training:

- 1) Venturing Youth Protection (This must be completed before you register with the BSA)
- 2) Leader Specific Training for Crew Advisors (within 3 months of call)
- 3) Outdoor Leader Skills, University of Scouting and other council offered trainings for your position
- 4) Recommended: Wood Badge Leadership Training

Meetings to attend:

- 1) Monthly Key Scouter meetings, regular Crew committee meetings and monthly District roundtable and weekly Crew leadership planning/training meetings
- 2) Weekly Crew meetings, activities and outings/Weekly Team leadership planning/training meetings

Troop Committee

Chairman



Purpose of your calling: You supervise a committee that supports and supervises the Boy Scout Troop and its activities. The goal of the Troop in the ward is to teach the boys the values of Boy Scouting: faith in God, good citizenship, service to others and personal development through fun and exciting activities.

Your Stewardship:

- 1) Register with the BSA as a Troop Committee Chairman
- 2) Be familiar with the workings of the Boy Scout program
- 3) Coordinate with the COR to ensure that the committee and troop leadership are fully staffed
- 4) Lead the members of the troop committee and coordinate their responsibilities (Advancement, Membership/Recruiting, Finance, Journey to Excellence, Charter, Newsletter, Training, etc.)
- 5) Encourage uniform wear
- 6) Maintain standards of the LDS Church and the BSA
- 7) Support the Scoutmaster and other Leaders in carrying out the troop program by showing the vision of the program

Training:

- 1) Youth Protection (This must be completed before you register with the BSA)
- 2) Leader Specific Training for Troop Committee (within 3 months of call)
- 3) Recommended: Wood Badge Leadership Training

Meetings you hold:

- 1) Troop Committee Meetings

Meetings you attend:

- 1) Monthly Key Scouters
- 2) Monthly District Round Table
- 3) Regular Courts of Honor

Troop Committee

Member



Purpose of your calling: You are a member of a committee that brings the excitement of Boy Scouting to boys ages 11-13 by being a support and guide to the leaders who work directly with the Scouts. A specific assignment will be given to you by the Committee Chairman. The committee helps with advancement, membership/recruitment, records, finances, transportation, decorations, training and more.

Your Stewardship:

- 1) Register with the BSA as a Troop Committee Member
- 2) Be familiar with the workings of the Boy Scout program
- 3) Accept your assignment and work that assignment to the best of your ability
- 4) Actively participate in committee activities
- 5) Be an enthusiastic supporter of Boy Scouting and encourage uniform wear
- 6) Maintain the standards of the LDS Church and the BSA

Training:


- 1) Youth Protection (This must be completed before you register with the BSA)
- 2) Leader Specific Training for Troop Committee (within 3 months of call)
- 3) Recommended: Wood Badge Leadership Training

Meetings you attend:

- 1) Troop committee meetings
- 2) Troop meetings and activities as assigned
- 3) Monthly district roundtable

Team Committee

Chairman



Purpose of your calling: You supervise a committee that supports and supervises the Varsity Team and its activities. The goal of the Team in the ward is to teach the boys the values of Varsity Scouting: faith in God, good citizenship, service to others and personal development through fun and exciting activities.

Your Stewardship:

- 1) Register with the BSA as a Team Committee Chairman
- 2) Be familiar with the workings of the Varsity Scout program
- 3) Coordinate with the COR to ensure that the committee and Team leadership are fully staffed including mentors for the Five Areas of Development for Varsity Scouts
- 4) Lead the members of the Team committee and coordinate their responsibilities (Advancement, Membership/Recruiting, Finance, Journey to Excellence, Charter, Newsletter, Training, etc.)
- 5) Encourage uniform wear
- 6) Maintain standards of the LDS Church and the BSA
- 7) Support the Team Coach and other Leaders in carrying out the Team program by showing the vision of the program

Training:

- 1) Youth Protection (This must be completed before you register with the BSA)
- 2) Leader Specific Training for Team Committee (within 3 months of call)
- 3) Recommended: Wood Badge Leadership Training

Meetings you hold:

- 1) Team Committee Meetings

Meetings you attend:

- 1) Monthly Key Scouters
- 2) Monthly District Round Table
- 3) Regular Courts of Honor and other Team meetings and activities as needed

Team

Committee Member



Purpose of your calling: You are a member of a committee that brings the excitement of Varsity Scouting to boys ages 14-15 by being a support and guide to the leaders who work directly with the Varsity Scouts. A specific assignment will be given to you by the Committee Chairman. The committee helps with advancement, membership/recruitment, records, finances, transportation, decorations, training and more.

Your Stewardship:

- 1) Register with the BSA as a Team Committee Member
- 2) Be familiar with the workings of the Varsity Scout program
- 3) Accept your assignment and work that assignment to the best of your ability
- 4) Actively participate in committee activities
- 5) Be an enthusiastic supporter of Varsity Scouting and encourage uniform wear
- 6) Maintain the standards of the LDS Church and the BSA

Training:

- 1) Youth Protection (This must be completed before you register with the BSA)
- 2) Leader Specific Training for Team Committee (within 3 months of call)
- 3) Recommended: Wood Badge Leadership Training

Meetings you attend:

- 1) Team committee meetings
- 2) Team meetings as assigned
- 3) Monthly district roundtable

Crew Committee

Chairman



Purpose of your calling: You supervise a committee that supports and supervises the Venturing Crew and its activities. The goal of the Crew in the ward is to teach the boys the values of Venturing: faith in God, good citizenship, service to others and personal development through fun and exciting activities.

Your Stewardship:

- 1) Register with the BSA as a Crew Committee Chairman
- 2) Be familiar with the workings of the Venturing program
- 3) Coordinate with the COR to ensure that the committee and Crew leadership are fully staffed
- 4) Lead the members of the Crew committee and coordinate their responsibilities (Mentoring, Advancement, Membership/Recruiting, Finance, Journey to Excellence, Charter, Newsletter, Training, etc.)
- 5) Encourage uniform wear
- 6) Maintain standards of the LDS Church and the BSA
- 7) Support the Crew Advisor and other Leaders in carrying out the Crew program by showing the vision of the program

Training:

- 1) Youth Protection for Venturing Leaders (This must be completed before you register with the BSA)
- 2) Leader Specific Training for Crew Committee (within 3 months of call)
- 3) Recommended: Wood Badge Leadership Training

Meetings you hold:

- 1) Crew Committee Meetings

Meetings you attend:

- 1) Monthly Key Scouters
- 2) Monthly District Round Table
- 3) Regular Courts of Honor and other activities as requested

Crew Committee Member



Purpose of your calling: You are a member of a committee that brings the excitement of Venturing Scouting to boys ages 17-19 by being a support and guide to the leaders who work directly with the Venturing Scouts. A specific assignment will be given to you by the Committee Chairman. The committee helps with advancement, membership/recruitment, records, finances, transportation, decorations, training and more.

Your Stewardship:

- 1) Register with the BSA as a Crew Committee Member
- 2) Be familiar with the workings of the Venturing Scout program
- 3) Accept your assignment and work that assignment to the best of your ability
- 4) Actively participate in committee activities
- 5) Be an enthusiastic supporter of Venturing Scouting and encourage uniform wear
- 6) Maintain the standards of the LDS Church and the BSA

Training:

- 1) Youth Protection for Venturing Leaders (This must be completed before you register with the BSA)
- 2) Leader Specific Training for Crew Committee (within 3 months of call)
- 3) Recommended: Wood Badge Leadership Training

Meetings you attend:

- 1) Crew committee meetings
- 2) Crew meetings as assigned
- 3) Monthly district roundtable

The Stake



Presidency

The Stake Presidency is responsible for the vision and implementation of scouting throughout the stake. You ensure that sufficient leadership is called, trained and active in promoting scouting activity in the wards.

The Stake President and his counselor responsible for scouting should each register with the BSA-one as a member at large of the council committee and one as a member at large of the local district committee. Who registers in which position is up to the discretion of the Stake President.

Each should participate in the district or council LDS-BSA Relations committee corresponding to his position. These committees are organized in districts and councils to help the district meet the unique needs of LDS scouting units and to give stake leaders a voice in and an understanding of district and council activities and leadership.

Teach the use of scouting in the wards both directly and through stake leaders including High Councilmen, Stake Primary and Young Men Presidencies and Stake Aaronic Priesthood committees. Encourage staffing, training, Friends of Scouting campaigns and on-time chartering.

Seek training for your position on the district or council committee/board. Training for you is also available at annual council Blue Badge training offered in April. Your leadership and

example are crucial to the successful implementation of scouting in the wards. Thank you for your service.

Assistant District Commissioner (High Councilman)



Purpose of the assignment: Two high councilmen, one responsible for Primary and the other responsible for Scouting, oversee the implementation of scouting in the stake from Cub Scouting to Venturing. You each serve as a member of the District Commissioner Committee and direct the work of the Unit Commissioners in your stake (Stake YM/Primary presidencies) to encourage the successful implementation of scouting in the wards.

Your stewardship:

- 1) Register with the BSA as an Assistant District Commissioner
- 2) Be familiar with the scouting programs for which you are responsible
- 3) Teach the vision of scouting as laid out by your Stake Presidency
- 4) Set the example of and encourage uniform wear
- 5) Maintain the standards of the LDS church and the BSA
- 6) Support the efforts of the Unit Commissioners in encouraging Friends of Scouting, unit chartering, leader training and youth activity

Training:

- 1) Youth Protection (this is to be completed before registering with the BSA)
- 2) District Commissioner Basic Training (taught by the district or council)

- 3) Wood Badge leadership training (recommended within 1 year)

Meetings you attend:

- 1) Monthly District Commissioner meeting

Meetings you hold:

- 1) Monthly meetings with stake Unit Commissioners

Unit Commissioner
(Stake YM/Primary Presidencies)



Purpose of your assignment: As a Unit Commissioner you are a mentor to a scouting unit. Your responsibility to them is similar to the responsibility of a Home or Visiting Teacher to a family. As you visit and observe the scouting unit you will diagnose the unit's needs. Then you can seek the appropriate district resources to help the unit improve. You do not run the unit but rather are a guide and mentor to them.

Your stewardship:

- 1) Register with the BSA as a Unit Commissioner
- 2) Be familiar with the workings of the scouting programs of the units you visit
- 3) Teach them the vision of scouting
- 4) Set the example by wearing a proper uniform and encourage uniform wear
- 5) Maintain the standards of the LDS church and the BSA
- 6) Support the efforts of the unit in youth activities/advancement, Friends of Scouting, on-time chartering and recruiting of youth

Training:

- 1) Youth Protection (to be completed before registering with the BSA)
- 2) Unit Commissioner Basic Training
- 3) Leader Specific Training for the type of scouts you visit (Cubs, Boy Scouts, etc.)
- 4) Wood Badge Leadership Training (recommended within one year of assignment)

Meetings you attend:

- 1) District Commissioner meetings as requested
- 2) Monthly unit activity visits (one per unit per month)
- 3) Roundtable
- 4) Unit leader meetings as needed (mix with unit activity visits)
- 5) Annual unit planning meetings